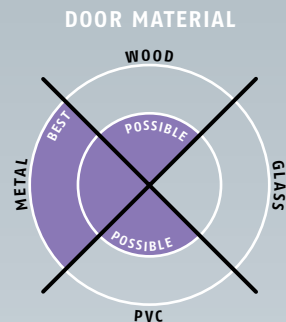


Planet MF → 19,8 x 20 mm | ↓ 16 mm | ≤ 50 dB



Main features

- Seal height up to ↓ 16 mm
- Acoustic insulation up to ≤ 50 dB in case of an optimal sealing
- Unilateral and soundless release, silent seal
- Due to parallel drop-down no trailing on the floor
- Automatic compensation at inclined floors
- For double leaf folding doors with flush bolt or driving bar
- High-grade silicone lip, simple lift height adjustment
- Can be shortened up to the next shorter length on stock
- No extra need to cut off silicone at both ends
- 7 years warranty

Versions

- Planet MF → RD ≤ 50 dB, smoke-shielding
- Planet MF → FH+RD ≤ 50 dB, fire-retardant + smoke-shielding
- Possibility of silicone-free (TPE) execution
- Option Double-shortening → refer to chapter Accessories | TR125
- Special versions on request

Door types with Planet MF



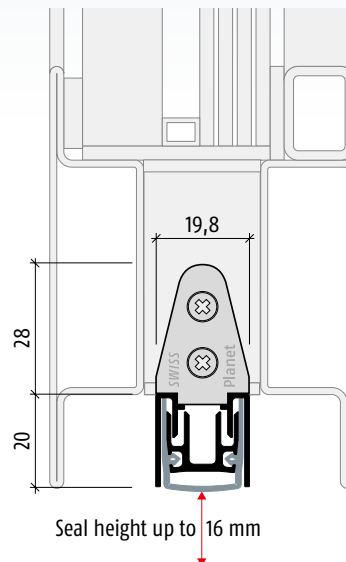
Double leaf doors → refer to chapter Accessories | Flush bolt, drilling

More functions



Technical specifications

Profile material	Aluminum, → 19,8 x 20 mm
Groove size	□ width 20 mm with depth 20,5 up to 25 mm
Seal profile	high-grade silicone or high-grade self-extinguishing silicone
Seal height	up to ↓ 16 mm
Sound absorption value	up to ≤ 50 dB at 7 mm space to the floor; up to ≤ 43 dB at 16 mm space to the floor
Lift height adjustment	on the release knob with an Allen key 3 mm
Lengths in stock	335, 460, 585, 710, 835, 960, 1085, 1210, 1335, 1460, 1585 mm
Special lengths	on request up to 6000 mm for wing- and sliding doors
Release	unilaterally on hinge side
Can be shortened	up to the maximum of 125 mm (335 mm only 115 mm)
Fastening	on the side with stainless steel angle brackets and self-drilling screws
Test approvals	on request







Planet MF with fastening brackets for metal doors



Option: Planet MF bevel lip for uneven floors




Assembly set Planet MF for metal doors (standard)




Accessories: Planet KR flush bolt, incl. strike plate → refer to chapter Accessories | Flush bolt
Driving bar rods flattened → see pages 145 – 155



Option: Planet MF with Planet drill hole $\varnothing 5 \times 13$ mm and driving bar rod → refer to chapter Accessories | driving bar rods



Option: Planet MF with Planet drill hole for flush bolt, driving bar rods → refer to chapter Accessories | driving bar rods



Assembly set Planet MF for wooden doors (possible)

Order specifications

Planet MF → RD ≤ 50 dB incl. assembly set MF metal	Prod. code 50xxx*
Planet MF → FH+RD ≤ 50 dB incl. assembly set MF metal	Prod. code 51xxx*

* xxx = refer to price list for profile length

Accessories | Options

Assembly set MF metal incl. fastening brackets and self-drilling screws (standard accessory)	Prod. code 900261
Assembly set MF wood incl. fastening brackets, frame protector plate and screws for flake board (possible)	Prod. code 900262
Planet frame protector plate type 1 (stainless); possible type 2/3/4/5 → refer to chapter Accessories Options	Prod. code 900014
Cut the Planet to fix dimension	Prod. code 900200
Planet drill hole $\varnothing 5 \times 13$ mm incl. plastic guide	Prod. code 900190
Planet drill hole $\varnothing 10$ mm	Prod. code 900280
Planet BM floor recess plates → refer to chapter Accessories BM	Prod. code 90034x-x Prod. code 90027x-x

x-x = Several Planet Floor recess plates available in different adjustment range refer to chapter Accessories | BM

Accessories | Options

Planet sliding door	refer to price list, options / supplements
----------------------------	--

Advertising text



Planet MF → RD (smoke-shielding) ≤ 50 dB
Automatic door drop-down seal Planet MF → RD ≤ 50 dB, for sound absorption and smoke-shielding doors, release on hinge side with automatic compensation in case of an inclined floor, parallel drop-down, seal height up to $\downarrow 16$ mm. Flush or deeper to put in groove with lip protection. Silicone lip, lateral fastening. Aluminum profile → 19,8 x 20 mm.

Advertising text



Planet MF → FH+RD (fire-retardant + smoke-shielding) ≤ 50 dB
Automatic door drop-down seal Planet MF → FH+RD ≤ 50 dB, for sound protection-, smoke-shielding and fire-retardant doors, release on hinge side with automatic compensation in case of an inclined floor, parallel drop-down, seal height up to $\downarrow 16$ mm. Flush or deeper to put in groove with lip protection. Self-extinguishing silicone lip, lateral fastening. Aluminum profile → 19,8 x 20 mm.