

For one and double-wing/folding doors made of wood, plastic and metal and even for sliding doors, refer to chapter Sliding Doors Planet SL as well

## Main Features

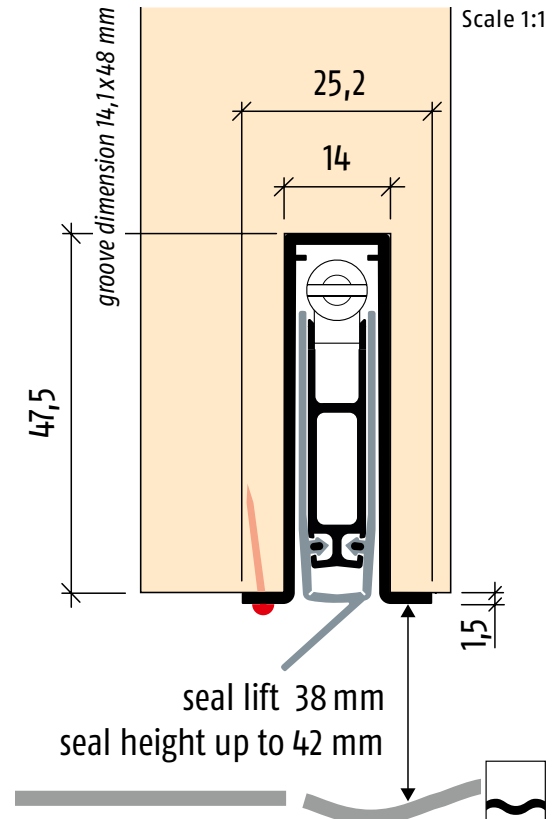
- seal lift 20–38 mm
- unilateral release with parallel drop-down
- no trailing on the floor
- automatic compensation at inclined floor
- for double-wing/folding doors with drilling
- even for lateral installation with socle
- sound absorption value 45 dB (20 mm distance to the floor)
- can be shortened
- high quality silicone lip, simple seal lift setting
- warranty 7 years

## Executions

- sliding doors
- with socle profile for later fastening (refer to GH Accessories | Options)
- possibility of lateral attachment with fastening bracket (refer to Accessories | Options)
- Planet drilling 5×13 mm (observe «paddle length» of the circular bar)
- special executions on request

## Double-wing/folding doors

- refer to chapter Drilling



Advertising text

## Planet GH

Automatic door drop-down seal **Planet GH** for doors and large doors, hinge side release with automatic compensation at inclined floor, parallel drop-down, seal lift 20 mm up to 38 mm, flush to be grooved in, silicone lip, fastening from lower side, aluminum profile 14×47,5 mm.

## Technical specifications

Profile material:	aluminum, 14×47,5 mm
Groove dimension:	14,1×48 mm
Seal profile:	high quality silicone
Seal height   lift:	42 mm   20–38 mm
Sound absorbing value:	up to 45 dB at 20 mm air gap to the floor
Lift adjustment:	on the release knob with screwdriver
Lengths:	on request up to 6000 mm
Release:	unilatera on hinge side
can be shortened:	< 1 500 mm length → on request > 1 500 mm length → 100 mm
Fastening:	from bottom with screws or nails furnished by customer
Stopping plate:	stainless, for driving home, 20×20 mm
Test reports:	on request

# Planet GH

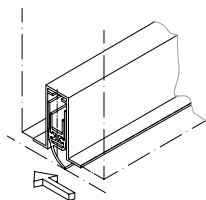
Profile dimension 14×47,5 mm

For one and double-wing/folding doors made of wood, plastic and metal and even for sliding doors, refer to chapter Sliding Doors Planet SL as well

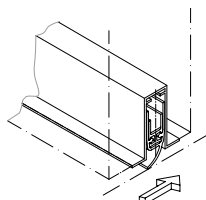
## Order specifications

- **Planet GH**, incl. stopping plate, type 1  
Part number 27 200 with details of length

DIN R or DIN L



**Planet GH  
DIN R**



**Planet GH  
DIN L**

## Accessories / options

- **Planet Stopping plate**, type 1, stainless  
Part number 900 014
- **Planet Drilling 5×13 mm**  
incl. plastic guide  
Part number 900 190  
refer to chapter Drilling for order specifications
- **Planet Soble GH** stainless, for attached version  
Part number 900 438
- **Planet GH sliding door**, incl. stopping plate, type 1, according to request, incl. details of length and DIN direction
- **Auxiliary for lateral fastening**  
Part number 900 451
- **Planet BM Floor recess plate**  
refer to chapter BM



Profile Planet GH



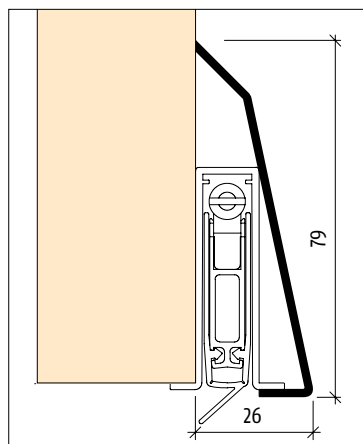
Planet Stopping plate  
type 1, stainless



**Option:**  
Planet GH with drilling 5×13 mm  
for driving bar rod with extended  
«paddle»



**Option:**  
Planet GH with lateral  
attachment (same as Planet HS)



**Option:**  
Planet Soble with Planet GH, refer  
to Accessories | Options