SWiSSDOOR
DØRTEKNIK FOR PROFESSIONELLE

SELECTION OF PRODUCTS

ISEO®

SWiSSDOOR
DØRTEKNIK FOR PROFESSIONELLE

ISEO®

Iseo Serrature s.p.a.
Via San Girolamo 13
25055 Pisogne (BS)
Italy
☎ +39 0364 88 21
Fax +39 0364 88 22 63
iseo@iseo.eu
www.iseo.eu

Fiam s.r.l.
Via Don Fasola 4
22069 Rovellasca (CO)
Italy
☎ +39 02 96740420
Fax +39 02 96740309
info.fiam@iseo.eu
www.iseo.eu

Iseo France s.a.s.
1111, rue du Maréchal Juin
77530 Vaux le Pénil
France
☎ +33 1 64835858
Fax +33 1 64879685
www.iseo.eu

Iseo Deutschland GmbH
Wiesestraße 190
07548 Gera
Germany
☎ +49 365 7362 0
Fax +49 365 7362 151
www.iseo.eu

Cerraduras Iseo Iberica
Pol. Ind. Las Marineras
Nave No. 2/4/6
28864 Ajalvir - Madrid
Spain
☎ +34 91 8843200
Fax +34 91 8843003
www.iseo.eu

Iseo Middle East
P.O. Box 61390 Jebel Ali
Jebel Ali, Dubai
United Arab Emirates
☎ +9 714 2957220
Fax +9 714 2957166
iseome@emirates.net.ae

SWiSSDOOR
DØRTEKNIK FOR PROFESSIONELLE

Index

Cylinders - Padlocks	5 - 46
Locks for wooden frames	47 - 64
Locks for metal frames	65 - 82
Electric strikers	83 - 86
Panic exit devices	87 - 130
Security locks	131 - 141

SWISSDOOR
DØRTEKNIK FOR PROFESSIONELLE

Cylinders

ISEO

SWISSDOOR
DØRTEKNIK FOR PROFESSIONELLE

Cylinders

F9

F90

F99

F900

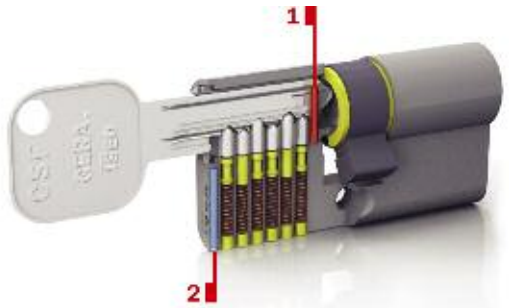

F9

1 Programmed management of key profile.

2 Antidrill pin.

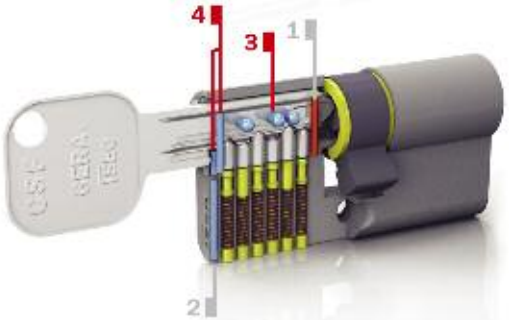

F90

1 Programmed management of key profile.

2 Antidrill pin.

3 Side pins.

4 Antidrill device in the barrel.

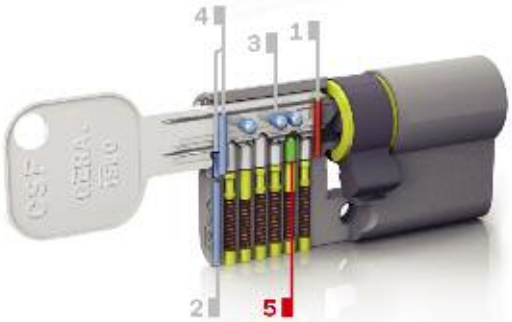

F99

1 Programmed management of key profile.

2 Antidrill pin.

3 Side pins.

4 Antidrill device in the barrel.

5 Cylindrical hole on the key.

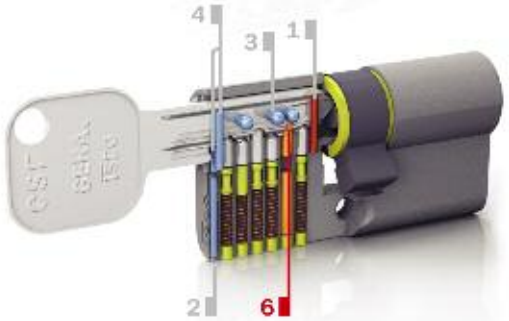

F900

1 Programmed management of key profile.

2 Antidrill pin.

3 Side pins.

4 Antidrill device in the barrel.

6 Magnetic coding.

Code

F9

Other sizes available

F9 **NICKEL-PLATED SINGLE-PROFILE** cylinder, protected and registered profile without time limit, (only ISEO can make the blanks) nickel-silver 6-pin vertical key.
3 KEYS. **PROPERTY CARD**.

L	C + D	NICKEL
length mm.40	(30+10)	82FA030109
length mm.45	(35+10)	82FA035109
length mm.50	(40+10)	82FA040109

F9 **NICKEL-PLATED DOUBLE-PROFILE** cylinder, protected and registered profile without time limit, (only ISEO can make the blanks) nickel-silver 6-pin vertical key.
3 KEYS. **PROPERTY CARD**.

L	C + D	NICKEL
length mm.60	(30+30)	82FA030309
length mm.70	(35+35)	82FA035359
length mm.80	(40+40)	82FA040409

F9 **NICKEL-PLATED DOUBLE-PROFILE** cylinder with **ROUND KNOB**, protected and registered profile without time limit, (only ISEO can make the blanks) nickel-silver 6-pin vertical key.
3 KEYS. **PROPERTY CARD**.

L	C + D	NICKEL
length mm.60	(30+30)	82FA830309
length mm.70	(35+35)	82FA835359
length mm.75	(40+35)	82FA840359

F9 **NICKEL-PLATED DOUBLE-PROFILE** cylinder with **DOUBLE FUNCTION**, protected and registered profile without time limit, (only ISEO can make the blanks) nickel-silver 6-pin vertical key.
3 KEYS. **PROPERTY CARD**.

L	C + D	NICKEL
length mm.60	(30+30)	82FA930309
length mm.70	(35+35)	82FA935359
length mm.80	(40+40)	82FA940409

Code

F90

Other sizes available

F90 **NICKEL-PLATED SINGLE-PROFILE** cylinder, protected and registered profile without time limit, (only ISEO can make the blanks) nickel-silver 6-pin vertical key.
Antidrill pin in the cylinder body and barrel **PATENTED LATERAL STAINLESS STEEL PINS N. 0953699B1**.
3 KEYS. **PROPERTY CARD**.

L	C + D	NICKEL
length mm.40	(30+10)	82FC030109
length mm.50	(40+10)	82FC040109
length mm.60	(50+10)	82FC050109

F90 **NICKEL-PLATED DOUBLE-PROFILE** cylinder, protected and registered profile without time limit, (only ISEO can make the blanks) nickel-silver 6-pin vertical key.
Antidrill pin in the cylinder body and barrel **PATENTED LATERAL STAINLESS STEEL PINS N. 0953699B1**.
3 KEYS. **PROPERTY CARD**.

L	C + D	NICKEL
length mm.60	(30+30)	82FC030309
length mm.70	(35+35)	82FC035359
length mm.80	(40+40)	82FC040409

F90 **NICKEL-PLATED DOUBLE-PROFILE** cylinder with **ROUND KNOB**, protected and registered profile without time limit, (only ISEO can make the blanks) nickel-silver 6-pin vertical key. Antidrill pin in the cylinder body and barrel **PATENTED LATERAL STAINLESS STEEL PINS N. 0953699B1**.
3 KEYS. **PROPERTY CARD**.

L	C + D	NICKEL
length mm.60	(30+30)	82FC830309
length mm.70	(35+35)	82FC835359
length mm.75	(45+30)	82FC845309

F90 **NICKEL-PLATED DOUBLE-PROFILE** cylinder with **DOUBLE FUNCTION**, protected and registered profile without time limit, (only ISEO can make the blanks) nickel-silver 6-pin vertical key. Antidrill pin in the cylinder body and barrel **PATENTED LATERAL STAINLESS STEEL PINS N. 0953699B1**.
3 KEYS. **PROPERTY CARD**.

L	C + D	NICKEL
length mm.60	(30+30)	82FC930309
length mm.70	(35+35)	82FC935359
length mm.80	(40+40)	82FC940409

Code

F99

Other sizes available

F99 **NICKEL-PLATED SINGLE-PROFILE** cylinder, protected and registered profile without time limit, (only ISEO can make the blanks) nickel-silver 6-pin vertical key and **ANTI-DUPLICATION CYLINDRICAL DRILL PATENTED WITH N. 0911465B1**. Antidrill pin in the cylinder body and barrel **PATENTED LATERAL STAINLESS STEEL PINS N. 0953699B1**.
3 KEYS. **PROPERTY CARD**.

L	C + D	NICKEL
length mm.45	(35+10)	82FD035109
length mm.50	(40+10)	82FD040109
length mm.60	(50+10)	82FD050109

F99 **NICKEL-PLATED DOUBLE-PROFILE** cylinder, protected and registered profile without time limit, (only ISEO can make the blanks) nickel-silver 6-pin vertical key and **ANTI-DUPLICATION CYLINDRICAL DRILL PATENTED WITH N. 0911465B1**. Antidrill pin in the cylinder body and barrel **PATENTED LATERAL STAINLESS STEEL PINS N. 0953699B1**.
3 KEYS. **PROPERTY CARD**.

L	C + D	NICKEL
length mm.60	(30+30)	82FD030309
length mm.70	(35+35)	82FD035359
length mm.80	(40+40)	82FD040409

F99 **NICKEL-PLATED DOUBLE-PROFILE** cylinder with **ROUND KNOB**, protected and registered profile without time limit, (only ISEO can make the blanks) nickel-silver 6-pin vertical key and **ANTI-DUPLICATION CYLINDRICAL DRILL PATENTED WITH N. 0911465B1**. Antidrill pin in the cylinder body and barrel **PATENTED LATERAL STAINLESS STEEL PINS N. 0953699B1**. **3 KEYS**. **PROPERTY CARD**.

L	C + D	NICKEL
length mm.60	(30+30)	82FD830309
length mm.70	(35+35)	82FD835359
length mm.80	(40+40)	82FD840409

F99 **NICKEL-PLATED DOUBLE-PROFILE** cylinder with **DOUBLE FUNCTION**, protected and registered profile without time limit, (only ISEO can make the blanks) nickel-silver 6-pin vertical key and **ANTI-DUPLICATION CYLINDRICAL DRILL PATENTED WITH N. 0911465B1**. Antidrill pin in the cylinder body and barrel **PATENTED LATERAL STAINLESS STEEL PINS N. 0953699B1**.
3 KEYS. **PROPERTY CARD**.

L	C + D	NICKEL
length mm.60	(30+30)	82FD930309
length mm.70	(35+35)	82FD935359
length mm.80	(40+40)	82FD940409

Code

F900

Other sizes available

F900 **NICKEL-PLATED SINGLE-PROFILE** cylinder, protected and registered profile without time limit, (only ISEO can make the blanks) nickel-silver 6-pin vertical key.
MAGNETIC CODING SYSTEM WITH "FILED PATENT".
PATENTED LATERAL STAINLESS STEEL PINS N. 0953699B1.
3 KEYS. **PROPERTY CARD**.

L	C + D	NICKEL
length mm.40	(30+10)	82FM030109
length mm.45	(35+10)	82FM035109
length mm.50	(40+10)	82FM040109

F900 **NICKEL-PLATED DOUBLE-PROFILE** cylinder, protected and registered profile without time limit, (only ISEO can make the blanks) nickel-silver 6-pin vertical key.
MAGNETIC CODING SYSTEM WITH "FILED PATENT".
PATENTED LATERAL STAINLESS STEEL PINS N. 0953699B1.
3 KEYS. **PROPERTY CARD**.

L	C + D	NICKEL
length mm.60	(30+30)	82FM030309
length mm.70	(35+35)	82FM035359
length mm.80	(40+40)	82FM040409

F900 **NICKEL-PLATED DOUBLE-PROFILE** cylinder with **ROUND KNOB**, protected and registered profile without time limit, (only ISEO can make the blanks) nickel-silver 6-pin vertical key.
MAGNETIC CODING SYSTEM WITH "FILED PATENT".
PATENTED LATERAL STAINLESS STEEL PINS N. 0953699B1.
3 KEYS. **PROPERTY CARD**.

L	C + D	NICKEL
length mm.60	(30+30)	82FM830309
length mm.70	(35+35)	82FM835359
length mm.80	(40+40)	82FM840409

F900 **NICKEL-PLATED DOUBLE-PROFILE** cylinder with **DOUBLE FUNCTION**, protected and registered profile without time limit, (only ISEO can make the blanks) nickel-silver 6-pin vertical key.
MAGNETIC CODING SYSTEM WITH "FILED PATENT".
PATENTED LATERAL STAINLESS STEEL PINS N. 0953699B1.
3 KEYS. **PROPERTY CARD**.

L	C + D	NICKEL
length mm.60	(30+30)	82FM930309
length mm.70	(35+35)	82FM935359
length mm.80	(40+40)	82FM940409

SWiSSDOOR
DØRTEKNIK FOR PROFESSIONELLE

Cylinders

R50

R7

R6

F6

F5

Cylinder range

		F5	F6	R6	R7	R50
Key type	Standard vertical	x	x			
	Flat reversible			x	x	x
	Key with plasticised head				(**)	x
	Compatibility with protection plates				x	x
Active security	Patented system				x	x
	Key copyright					
	Property card (*)				x	x
	Authorised key duplication					x
	Number of codings (including passive pins)	>30.000	>200.000	>40.000	>220.000.000	
Passive security	Cylinder removal	Projecting cam				
	Cam type	DIN				
	Drill resistant			Pin in the body	Pin in the body and in the barrel	
	Anti-picklock	Key profile and antipick pins	Key profile and antipick pins	Key profile and antipick pins	Key profile and antipick pins + active pin	Key profile and antipick pins + active pin + patented key insert
	Tear-resistant	-	-	-	-	-
Access management	Cylinder potential x 1 MK	480-7.600	1.200	60.000	60.000	60.000
	Type KA	x	x	x	x	x
	MK	x	x	x	x	x
	GMK	x	x	x	x	x
	GGMK	x	x	x	x	x
	CK	x	x	x	x	x
	Construction key				x	x
	Rekeyable				x	x
Range	Double cylinder	x	x	x	x	x
	Double cylinder with double function	x	x	x	x	x
	Single-profile cylinder	x	x	x	x	x
	Double cylinder with knob	x	x	x	x	x
	Knobset double cylinder	x	x	x	x	x
	Knobset double cylinder with shortenable shaft	x	x	x	x	x
	other	Service cylinder				
EN 1303:2005	Cyclic durability	6	6	6	6	6
	Key security	4	6	5	6	6

(*) Property card with transcoding, ref. number and coding
(**) Key with plasticized head: the R7 is provided with plastic caps

ISEO cylinders rating according to prEN1303:2005

(based on the test reports issued by Istituto Giordano)

	Rating obtained for each cylinder type							
Cylinder F5 (vertical key)	1	6	0	0	0	C	4	0
Cylinder F6 (vertical key)	1	6	0	0	0	C	6	0
Cylinder R6	1	6	0	0	0	C	5	1
Cylinder R7	1	6	0	0	0	C	6	2
Cylinder R50	1	6	0	0	0	C	6	2

Features	Rating	Requirement
Category of use	**1**	**6.2**
Key strength	from **4** to **6**	**4.1**
Cyclic durability		**4.2**
Door mass	**0**	**4.3**
Fire resistance	from **0** to **1**	**4.4**
Security	**0**	**4.5**
Temperature and corrosion resistance	**0, A, B, C**	**4.6**
Key security	from **1** to **6**	**4.7**
Resistance to picking	from **0** to **2**	**4.8**

Products certifications

ISTITUTO GIORDANO

TEST REPORT No. 115164

ISTITUTO GIORDANO

TEST REPORT No. 215233

ISTITUTO GIORDANO

TEST REPORT No. 215237

ISTITUTO GIORDANO

TEST REPORT No. 215235

ISTITUTO GIORDANO

TEST REPORT No. 215236

Code

R50

Other sizes available

R50 "PATENTED" **SINGLE-PROFILE** cylinder, nickel-silver flat key with plasticised head, 11 pins and "**PATENTED INSERT**" **N° EP1106756B1**. **PROPERTY CARD.**
Antidrill pin inside the body and the barrel. DIN 8-position cam.
3 KEYS. 85 mm. screw.

L C + D	BRASS	NICKEL
Length mm. 40 (30+10)	8A0930107.D	8A0930109.D
Length mm. 45 (35+10)	8A0935107.D	8A0935109.D
Length mm. 50 (40+10)	8A0940107.D	8A0940109.D
with 5 keys	8A09*****.D5	8A09*****.D5

R50 "PATENTED" **DOUBLE-PROFILE** cylinder, nickel-silver flat key with plasticised head, 11 pins and **"PATENTED INSERT" N° EP1106756B1**. **PROPERTY CARD.**
Antidrill pin inside the body and the barrel. DIN 30 projecting cam.
3 KEYS. 85 mm. screw.

L C + D	BRASS	NICKEL
Length mm. 60 (30+30)	8A0930307.D	8A0930309.D
Length mm. 70 (35+35)	8A0935357.D	8A0935359.D
Length mm. 80 (40+40)	8A0940407.D	8A0940409.D
with 5 keys	8A09*****.D5	8A09*****.D5



R50 "PATENTED" **DOUBLE-PROFILE** cylinder, nickel-silver flat key with plasticised head, 11 pins and **"PATENTED INSERT" N° EP1106756B1**. **DOUBLE FUNCTION**, it also operates when keyed-in. **PROPERTY CARD.**
Antidrill pin inside the body and the barrel. DIN 30 projecting cam.
3 KEYS. 85 mm. screw.

L C + D	BRASS	NICKEL
Length mm. 60 (30+30)	8A9930307.D	8A9930309.D
Length mm. 70 (35+35)	8A9935357.D	8A9935359.D
Length mm. 80 (40+40)	8A9940407.D	8A9940409.D
with 5 keys	8A99*****.D5	8A99*****.D5

Code

R50

Other sizes available

R50 "PATENTED" **EUROPEAN PROFILE** cylinder with **D8X75 SHAFT** preset for internal knob and nickel-silver flat key with plasticised head, 11 pins and **"PATENTED INSERT" N° EP1106756B1**.
PROPERTY CARD. Antidrill pin inside the body and the barrel.
DIN 30 projecting cam. **3 KEYS**.

L C + D	BRASS	NICKEL
Body length mm. 60 (knob 30+30)	8A69D0307.D	8A69D0309.D
Body length mm. 65 (knob 30+35)	8A69D0357.D	8A69D0359.D
Body length mm. 70 (knob 30+40)	8A69D0407.D	8A69D0409.D
with 5 keys	8A69D****.D5	8A69D****.D5

R50 "PATENTED" **EUROPEAN PROFILE** cylinder with **D8X16 SHAFT** preset for internal knob and nickel-silver flat key with plasticised head, 11 pins and **"PATENTED INSERT" N° EP1106756B1** external. **PROPERTY CARD.**
Antidrill pin inside the body and the barrel. DIN 30 projecting cam. **3 KEYS**.

L C + D	BRASS	NICKEL
Length mm. 60 (knob 30+30)	8A6930307.D	8A6930309.D
Length mm. 70 (knob 35+35)	8A6935357.D	8A6935359.D
Length mm. 80 (knob 40+40)	8A6940407.D	8A6940409.D
with 5 keys	8A69*****.D5	8A69*****.D5

R50 "PATENTED" **EUROPEAN PROFILE** cylinder with internal **ROUND KNOB** and nickel-silver flat key with plasticised head, 11 pins and **"PATENTED INSERT" N° EP1106756B1** external. **PROPERTY CARD.**
Antidrill pin inside the body and the barrel. DIN 30 projecting cam. **3 KEYS**.

L C + D	BRASS	NICKEL
Length mm. 60 (knob 30+30)	8A8930307.D	8A8930309.D
Length mm. 70 (knob 35+35)	8A8935357.D	8A8935359.D
Length mm. 80 (knob 40+40)	8A8940407.D	8A8940409.D
with 5 keys	8A89*****.D5	8A89*****.D5

Code

R7

Other sizes available

R7 **SINGLE-PROFILE** cylinder. Nickel-plated brass flat key with 11 pins. **CODE CARD.**
Antidrill pin inside the body and the barrel.
DIN 8-position cam. **3 KEYS.** Key head cap. 85 mm. screw.

L C + D	BRASS	NICKEL
Lenght mm. 40 (30+10)	82R7030107	82R7030109
Lenght mm. 50 (40+10)	82R7040107	82R7040109
Lenght mm. 60 (50+10)	82R7050107	82R7050109
with 5 keys	82R70*****...5	82R70*****...5

R7 **DOUBLE-PROFILE** cylinder. Nickel-plated brass flat key with 11 pins. **CODE CARD.**
Antidrill pin inside the body and the barrel.
DIN 8-position cam. **3 KEYS.** Key head cap. 85 mm. screw.

L C + D	BRASS	NICKEL
Lenght mm. 60 (30+30)	82R7030307	82R7030309
Lenght mm. 70 (35+35)	82R7035357	82R7035359
Lenght mm. 80 (40+40)	82R7040407	82R7040409
with 5 keys	82R70*****...5	82R70*****...5



R7 **DOUBLE-PROFILE** cylinder. Nickel-plated brass flat key with 11 pins. **CODE CARD.**
DOUBLE FUNCTION, also operates when keyed-in.
Antidrill pin inside the body and the barrel.
DIN 30 projecting cam. **3 KEYS.** Key head cap. 85 mm. screw.

L C + D	BRASS	NICKEL
Lenght mm. 60 (30+30)	82R7930307	82R7930309
Lenght mm. 70 (35+35)	82R7935357	82R7935359
Lenght mm. 80 (40+40)	82R7940407	82R7940409
with 5 keys	82R79*****...5	82R79*****...5

Code

R7

Other sizes available

R7 **EUROPEAN PROFILE** cylinder with **D8X16 SHAFT** preset for internal knob.
Nickel-plated brass flat key with 11 pins. **CODE CARD**.
Antidrill pin inside the body and the barrel. DIN 30 projecting cam. **3 KEYS**.
Key head cap. 85 mm. screw.

L C + D	BRASS	NICKEL
Lenght mm. 60 (knob 30+30)	82R7630307	82R7630309
Lenght mm. 70 (knob 35+35)	82R7635357	82R7635359
Lenght mm. 80 (knob 40+40)	82R7640407	82R7640409
with 5 keys	**82R76*****...5**	**82R76*****...5**

R7 **EUROPEAN PROFILE** cylinder with **D8X75 SHAFT** preset for internal knob.
Nickel-plated brass flat key with 11 pins. **CODE CARD**.
Antidrill pin inside the body and the barrel.
DIN 30 projecting cam. **3 KEYS**. Key head cap. 85 mm. screw.

L C + D	BRASS	NICKEL
Body lenght mm. 60 (knob 30+30)	82R76D0307	82R76D0309
Body lenght mm. 65 (knob 30+35)	82R76D0357	82R76D0359
Body lenght mm. 70 (knob 30+40)	82R76D0407	82R76D0409
with 5 keys	**82R76D****...5**	**82R76D****...5**

R7 **EUROPEAN PROFILE** cylinder with internal **ROUND KNOB**.
Nickel-plated brass flat key with 11 pins. **CODE CARD**.
Antidrill pin inside the body and the barrel.
DIN 30 projecting cam. **3 KEYS**. Key head cap. 85 mm. screw.

L C + D	BRASS	NICKEL
Lenght mm. 60 (knob 30+30)	82R7830307	82R7830309
Lenght mm. 70 (knob 35+35)	82R7835357	82R7835359
Lenght mm. 80 (knob 40+40)	82R7840407	82R7840409
with 5 keys	**82R78*****...5**	**82R78*****...5**

Code

R6

Other sizes available

R6 **SINGLE-PROFILE** cylinder. Nickel-plated brass flat key with 6 pins.
Antidrill pin inside the cylinder body.
DIN 8-position cam. **3 KEYS**. 65 mm. screw.

L C + D	BRASS	NICKEL
Lenght mm. 40 (30+10)	880930107	880930109
Lenght mm. 45 (35+10)	880935107	880935109
Lenght mm. 50 (40+10)	880940107	880940109
with 5 keys	8809*****..5	8809*****..5

R6 **DOUBLE-PROFILE** cylinder. Nickel-plated brass flat key with 6 pins.
Antidrill pin inside the cylinder body.
DIN 30 projecting cam. **3 KEYS**. 65 mm. screw.

L C + D	BRASS	NICKEL
Lenght mm. 60 (30+30)	880930307	880930309
Lenght mm. 70 (35+35)	880935357	880935359
Lenght mm. 80 (40+40)	880940407	880940409
with 5 keys	8809*****..5	8809*****..5

Code

R6

Other sizes available

R6 **SINGLE-PROFILE** cylinder. Nickel-plated brass flat key with 6 pins.
Antidrill pin inside the cylinder body.
DIN 8-position cam. **3 KEYS**. 65 mm. screw.

L C + D		
Lenght mm. 40 (30+10)	**24 KT. GOLD-PLATED BRASS**	**88093010A**
Lenght mm. 45 (35+10)	**24 KT. GOLD-PLATED BRASS**	**88093510A**

L C + D		
Lenght mm. 40 (30+10)	**ANTIQUE BRONZED BRASS**	**88093010B**
Lenght mm. 45 (35+10)	**ANTIQUE BRONZED BRASS**	**88093510B**

L C + D		
Lenght mm. 40 (30+10)	**POLISHED CHROME-PLATED BRASS**	**88093010K**
Lenght mm. 45 (35+10)	**POLISHED CHROME-PLATED BRASS**	**88093510K**

L C + D		
Lenght mm. 40 (30+10)	**POLISHED AND LACQUERED BRASS**	**88093010L**
Lenght mm. 45 (35+10)	**POLISHED AND LACQUERED BRASS**	**88093510L**

L C + D		
Lenght mm. 40 (30+10)	**SATIN NICKEL-PLATED BRASS**	**88093010N**
Lenght mm. 45 (35+10)	**SATIN NICKEL-PLATED BRASS**	**88093510N**

Code

R6

Other sizes available

R6 **DOUBLE-PROFILE** cylinder. Nickel-plated brass flat key with 6 pins.
Antidrill pin inside the cylinder body.
DIN 30 projecting cam. **3 KEYS**. 65 mm. screw.

L C + D		
Lenght mm. 60 (30+30)	**24 KT. GOLD-PLATED BRASS**	**88093030A**
Lenght mm. 70 (35+35)	**24 KT. GOLD-PLATED BRASS**	**88093535A**
Lenght mm. 80 (40+40)	**24 KT. GOLD-PLATED BRASS**	**88094040A**

L C + D		
Lenght mm. 60 (30+30)	**ANTIQUE BRONZED BRASS**	**88093030B**
Lenght mm. 70 (35+35)	**ANTIQUE BRONZED BRASS**	**88093535B**
Lenght mm. 80 (40+40)	**ANTIQUE BRONZED BRASS**	**88094040B**

L C + D		
Lenght mm. 60 (30+30)	**POLISHED CHROME-PLATED BRASS**	**88093030K**
Lenght mm. 70 (35+35)	**POLISHED CHROME-PLATED BRASS**	**88093535K**
Lenght mm. 80 (40+40)	**POLISHED CHROME-PLATED BRASS**	**88094040K**

L C + D		
Lenght mm. 60 (30+30)	**POLISHED AND LACQUERED BRASS**	**88093030L**
Lenght mm. 70 (35+35)	**POLISHED AND LACQUERED BRASS**	**88093535L**
Lenght mm. 80 (40+40)	**POLISHED AND LACQUERED BRASS**	**88094040L**

L C + D		
Lenght mm. 60 (30+30)	**SATIN NICKEL-PLATED BRASS**	**88093030N**
Lenght mm. 70 (35+35)	**SATIN NICKEL-PLATED BRASS**	**88093535N**
Lenght mm. 80 (40+40)	**SATIN NICKEL-PLATED BRASS**	**88094040N**

Code

R6

Other sizes available



R6 **DOUBLE-PROFILE** cylinder. Nickel-plated brass flat key with 6 pins.
DOUBLE FUNCTION, also operates when keyed-in.
Antidrill pin inside the cylinder body.
DIN 30 projecting cam. **3 KEYS**. 65 mm. screw.

L C + D	BRASS	NICKEL
Lenght mm. 60 (30+30)	889930307	889930309
Lenght mm. 70 (35+35)	889935357	889935359
Lenght mm. 80 (40+40)	889940407	889940409
with 5 keys	8899*****..5	8899*****..5

R6 **EUROPEAN PROFILE** cylinder with internal **ROUND KNOB** and nickel-plated brass flat key with 6 pins external.
Antidrill pin inside the cylinder body.
DIN 30 projecting cam. **3 KEYS**. 65 mm. screw.

L C + D	BRASS	NICKEL
Lenght mm. 60 (knob 30+30)	888930307	888930309
Lenght mm. 70 (knob 35+35)	888935357	888935359
Lenght mm. 80 (knob 40+40)	888940407	888940409
with 5 keys	8889*****...5	8889*****...5

R6 **EUROPEAN PROFILE** cylinder with internal **FLAT KNOB** and nickel-plated brass flat key with 6 pins external.
Antidrill pin inside the cylinder body.
DIN 30 projecting cam. **3 KEYS**. 65 mm. screw.

L C + D	BRASS	NICKEL
Lenght mm. 60 (Knob 30+30)	885930307	885930309
Lenght mm. 70 (Knob 35+35)	885935357	885935359
Lenght mm. 80 (Knob 40+40)	885940407	885940409
with 5 keys	8859*****..5	8859*****..5

Code

R6

Other sizes available

R6 **EUROPEAN PROFILE** cylinder with internal **FLAT KNOB** and nickel-plated brass flat key with 6 pins external.
Antidrill pin inside the cylinder body.
DIN 30 projecting cam. **3 KEYS**. 65 mm. screw.

L C + D		
Lenght mm. 60 (Knob 30+30)	**24 KT. GOLD-PLATED BRASS**	**88593030A**
Lenght mm. 70 (Knob 35+35)	**24 KT. GOLD-PLATED BRASS**	**88593535A**

L C + D		
Lenght mm. 60 (Knob 30+30)	**ANTIQUE BRONZED BRASS**	**88593030B**
Lenght mm. 70 (Knob 35+35)	**ANTIQUE BRONZED BRASS**	**88593535B**

L C + D		
Lenght mm. 60 (Knob 30+30)	**POLISHED CHROME-PLATED BRASS**	**88593030K**
Lenght mm. 70 (Knob 35+35)	**POLISHED CHROME-PLATED BRASS**	**88593535K**

L C + D		
Lenght mm. 60 (Knob 30+30)	**POLISHED AND LACQUERED BRASS**	**88593030L**
Lenght mm. 70 (Knob 35+35)	**POLISHED AND LACQUERED BRASS**	**88593535L**

L C + D		
Lenght mm. 60 (Knob 30+30)	**SATIN NICKEL-PLATED BRASS**	**88593030N**
Lenght mm. 70 (Knob 35+35)	**SATIN NICKEL-PLATED BRASS**	**88593535N**

R6 **EUROPEAN PROFILE** cylinder with **D8X16 SHAFT** preset for internal flat knob and nickel-plated brass flat key with 6 pins external.
Antidrill pin inside the cylinder body.
DIN 30 projecting cam. **3 KEYS**. 65 mm. screw.

L C + D	BRASS	NICKEL
Lenght mm. 60 (Knob 30+30)	**886930307**	**886930309**
Lenght mm. 70 (Knob 35+35)	**886935357**	**886935359**
Lenght mm. 80 (Knob 40+40)	**886940407**	**886940409**
with 5 keys	**8869*****..5**	**8869*****..5**

Code

R6

Other sizes available

R6 **EUROPEAN PROFILE** cylinder with **D8X75 SHAFT** preset for internal flat knob and nickel-plated brass flat key with 6 pins external. Antidrill pin inside the cylinder body. DIN 30 projecting cam.
3 KEYS. 65 mm. screw. (key blank code: 020809).

L C + D	BRASS	NICKEL
Body lenght mm. 60 (knob 30+30)	8869D0307	8869D0309
Body lenght mm. 65 (knob 30+35)	8869D0357	8869D0359
Body lenght mm. 70 (knob 30+40)	8869D0407	8869D0409
with 5 keys	**8869D****..5**	**8869D****..5**

R6 **OVERSIZE SINGLE-PROFILE** oval cylinder, **U.K.** market. nickel-plated brass flat key with 6 pins. Antidrill pin inside the cylinder body.
ISEO 45° projecting cam. **3 KEYS**. Screw mm.65.

L C + D	BRASS	NICKEL
Lenght mm. 40 (30+10)	881130107	881130109
Lenght mm. 45 (35+10)	881135107	881135109
Lenght mm. 50 (40+10)	881140107	881140109

R6 **OVERSIZE DOUBLE-PROFILE** oval cylinder, **U.K.** market. nickel-plated brass flat key with 6 pins. Antidrill pin inside the cylinder body.
ISEO 45° projecting cam. **3 KEYS**. Screw mm.65.

L C + D	BRASS	NICKEL
Lenght mm. 60 (30+30)	881130307	881130309
Lenght mm. 70 (35+35)	881135357	881135359
Lenght mm. 80 (40+40)	881140407	881140409

R6 **OVERSIZE DOUBLE-PROFILE** oval cylinder, **U.K.** Market, with internal flat knob and nickel-plated brass flat key with 6 pins. Antidrill pin inside the cylinder body.
ISEO 45° projecting cam. **3 KEYS**. Screw mm.65.

L C + D	BRASS	NICKEL
Lenght mm. 60 (30+30)	887130307	887130309
Lenght mm. 70 (35+35)	887135357	887135359
Lenght mm. 80 (40+40)	887140407	887140409

Code

R6

Other sizes available

R6 **EXTERNAL DETACHED CYLINDER** to be applied on doors with a max. thickness of 85 mm. To be used with rim locks without external cylinder. 6-pin nickeled-brass flat key. Plate and screws for inside fixing. **3 KEYS**.

BRASS
860000857



Pair composed of R6 **INTERNAL** cylinder to be applied to the lock and **EXTERNAL DETACHED** cylinder to be applied on doors with a max. thickness of 85 mm.
To be used with main doors rim locks 4 series and electric locks 521* series latch bolt only.** 6-pin nickeled-brass flat key. Plate and screws for inside fixing.
3 KEYS. (key blank code: 020809).
(For series 421-422-423-424-425-426-441-442-483-484-4510-5210-5213-5214)

BRASS
862100857

R6 **EXTERNAL FIXED D 26** cylinder to be applied on doors with a max. thickness of 50 mm. To be used with rim locks. 6-pin nickeled-brass flat key. D 26 tube and fixing screws. **3 KEYS**. (keyblank code: 020809)

BRASS
862226507

Pair composed of R6 **INTERNAL** cylinder to be applied to the lock and **EXTERNAL FIXED D 26** cylinder to be applied on doors with a max. thickness of 50 mm.
To be used with main doors rim locks and electric locks with latch bolt only. 6-pin nickeled-brass flat key. D 26 tube and fixing screws. **3 KEYS**.
(keyblank code: 020809). (For series 431-432-435-436-437-438-450-451-452-481-482-485-486-491-492-493-494-495-496-4250-4210-4950-4910-4350-5200-5203-5204-5205-5220-5224-5250-5253-5255)

BRASS
862226507

Code

F6

Other sizes available

F6 **SINGLE-PROFILE** cylinder. Nickel-plated brass vertical key with 6 pins.
8-position DIN cam. **3 KEYS**. Screw mm.65.

L C + D	BRASS	NICKEL
Lenght mm. 40 (30+10)	810930107	810930109
Lenght mm. 45 (35+10)	810935107	810935109
Lenght mm. 50 (40+10)	810940107	810940109

F6 **DOUBLE-PROFILE** cylinder. Nickel-plated brass vertical key with 6 pins.
Projecting DIN 30° cam. **3 KEYS**. Screw mm.65.

L C + D	BRASS	NICKEL
Lenght mm. 60 (30+30)	810930307	810930309
Lenght mm. 70 (35+35)	810935357	810935359
Lenght mm. 80 (40+40)	810940407	810940409



F6 **DOUBLE-PROFILE** cylinder. Nickel-plated brass vertical key with 6 pins.
DOUBLE FUNCTION, also operating when keyed-in. With antidrill pin.
Projecting DIN 30° cam. **3 KEYS**. Screw mm.65.

L C + D	BRASS	NICKEL
Lenght mm. 60 (30+30)	819930307	819930309
Lenght mm. 70 (35+35)	819935357	819935359
Lenght mm. 80 (40+40)	819940407	819940409

Code

F6

Other sizes available

F6 **EUROPEAN-PROFILE** cylinder with internal round knob and nickel-plated brass vertical key with 6 pins. Projecting DIN 30° cam. **3 KEYS**. Screw mm.65.

L C + D	BRASS	NICKEL
Lenght mm. 60 (knob 30+30)	818930307	818930309
Lenght mm. 70 (knob 35+35)	818935357	818935359
Lenght mm. 80 (knob 40+40)	818940407	818940409

F6 **EUROPEAN-PROFILE** cylinder with **SHAFT D8 X 75** preset for internal knob and nickel-plated brass vertical key with 6 pins.
Projecting DIN 30° cam. **3 KEYS**. Screw mm.65.

L C + D	BRASS	NICKEL
Body length mm. 60 (knob 30+30)	8169D0307	8169D0309
Body length mm. 65 (knob 30+35)	8169D0357	8169D0359
Body length mm. 70 (knob 30+40)	8169D0407	8169D0409

Code

F5

Other sizes available

F5 **DOUBLE-PROFILE** cylinder, 5-pin big key. DIN straight cam.
3 KEYS (key blank code: 020259). Screw mm.65.

L C + D	BRASS	NICKEL
Lenght mm. 60 (30+30)	820830307	820830309
Lenght mm. 70 (35+35)	820835357	820835359
Lenght mm. 80 (40+40)	820840407	820840409

F5 **SINGLE-PROFILE** cylinder, 5-pin big key. DIN 30 projecting cam.
3 KEYS (key blank code: 020259). Screw mm.65.

	BRASS	NICKEL
Lenght mm. 30 (25+10)	820925107	820925109

F5 **SINGLE-PROFILE** cylinder, 5-pin big key. 8-position DIN cam.
3 KEYS (key blank code: 020259). Screw mm.65.

L C + D	BRASS	NICKEL
Lenght mm. 40 (30+10)	820930107	820930109
Lenght mm. 45 (35+10)	820935107	820935109
Lenght mm. 50 (40+10)	820940107	820940109

F5 **DOUBLE-PROFILE** cylinder, 5-pin big key. DIN 30 projecting cam.
3 KEYS (key blank code: 020259). Screw mm.65.

L C + D	BRASS	NICKEL
Lenght mm. 60 (30+30)	820930307	820930309
Lenght mm. 70 (35+35)	820935357	820935359
Lenght mm. 80 (40+40)	820940407	820940409

Code

F5

Other sizes available

F5 **SINGLE-PROFILE** cylinder, 5-pin big key. 8-position DIN cam.
3 KEYS (key blank code: 020259). Screw mm. 65.

L C + D		
Lenght mm. 40 (30+10)	**24 KT. GOLD-PLATED BRASS**	**82093010A**
Lenght mm. 45 (35+10)	**24 KT. GOLD-PLATED BRASS**	**82093510A**

L C + D		
Lenght mm. 40 (30+10)	**ANTIQUE BRONZED BRASS**	**82093010B**
Lenght mm. 45 (35+10)	**ANTIQUE BRONZED BRASS**	**82093510B**

L C + D		
Lenght mm. 40 (30+10)	**POLISHED CHROME-PLATED BRASS**	**82093010K**
Lenght mm. 45 (35+10)	**POLISHED CHROME-PLATED BRASS**	**82093510K**

L C + D		
Lenght mm. 40 (30+10)	**POLISHED AND LACQUERED BRASS**	**82093010L**
Lenght mm. 45 (35+10)	**POLISHED AND LACQUERED BRASS**	**82093510L**

L C + D		
Lenght mm. 40 (30+10)	**SATIN NICKEL-PLATED BRASS**	**82093010N**
Lenght mm. 45 (35+10)	**SATIN NICKEL-PLATED BRASS**	**82093510N**

Code

F5

Other sizes available

F5 **DOUBLE-PROFILE** cylinder, 5-pin big key. DIN straight cam.
3 KEYS (key blank code: 020259). Screw mm.65.

L C + D		
Lenght mm. 60 (30+30)	**24 KT. GOLD-PLATED BRASS**	**82093030A**
Lenght mm. 70 (35+35)	**24 KT. GOLD-PLATED BRASS**	**82093535A**
Lenght mm. 80 (40+40)	**24 KT. GOLD-PLATED BRASS**	**82094040A**

L C + D		
Lenght mm. 60 (30+30)	**ANTIQUE BRONZED BRASS**	**82093030B**
Lenght mm. 70 (35+35)	**ANTIQUE BRONZED BRASS**	**82093535B**
Lenght mm. 80 (40+40)	**ANTIQUE BRONZED BRASS**	**82094040B**

L C + D		
Lenght mm. 60 (30+30)	**POLISHED CHROME-PLATED BRASS**	**82093030K**
Lenght mm. 70 (35+35)	**POLISHED CHROME-PLATED BRASS**	**82093535K**
Lenght mm. 80 (40+40)	**POLISHED CHROME-PLATED BRASS**	**82094040K**

L C + D		
Lenght mm. 60 (30+30)	**POLISHED AND LACQUERED BRASS**	**82093030L**
Lenght mm. 70 (35+35)	**POLISHED AND LACQUERED BRASS**	**82093535L**
Lenght mm. 80 (40+40)	**POLISHED AND LACQUERED BRASS**	**82094040L**

L C + D		
Lenght mm. 60 (30+30)	**SATIN NICKEL-PLATED BRASS**	**82093030N**
Lenght mm. 70 (35+35)	**SATIN NICKEL-PLATED BRASS**	**82093535N**
Lenght mm. 80 (40+40)	**SATIN NICKEL-PLATED BRASS**	**82094040N**

F5 **DOUBLE-PROFILE** cylinder, 5-pin big key. **DOUBLE FUNCTION**, it also operates when keyed-in. DIN 30° projecting cam.
3 KEYS (keyblank code: 020259). Screw mm.65.

L C + D	BRASS	NICKEL
Lenght mm. 60 (30+30)	**829930307**	**829930309**
Lenght mm. 70 (35+35)	**829935357**	**829935359**
Lenght mm. 80 (40+40)	**829940407**	**829940409**

Code

F5

Other sizes available

F5 **SINGLE-PROFILE** cylinder with internal multifaceted round knob.
DIN 30° projecting cam. Screw mm.65.

L C + D	BRASS	NICKEL
Lenght mm. 40 (knob 30+10)	828930107	828930109
Lenght mm. 45 (knob 35+10)	828935107	828935109
Lenght mm. 50 (Knob 40+10)	828940107	828940109

F5 **DOUBLE-PROFILE** cylinder with internal multifaceted round knob and 5-pin big external key. DIN 30° projecting cam.
3 KEYS (keyblank code: 020259). Screw mm.65.

L C + D	BRASS	NICKEL
Lenght mm. 60 (Knob 30+30)	828930307	828930309
Lenght mm. 70 (Knob 35+35)	828935357	828935359
Lenght mm. 80 (Knob 40+40)	828940407	828940409

F5 **EUROPEAN PROFILE** cylinder with internal flat knob.
DIN 30° projecting cam. Screw mm.65.

L C + D	BRASS	NICKEL
Lenght mm. 40 (knob 30+10)	825930107	825930109
Lenght mm. 45 (Knob 35+10)	825935107	825935109
Lenght mm. 50 (Knob 40+10)	825940107	825940109

F5 **EUROPEAN PROFILE** cylinder with internal flat knob and 5-pin external key.
DIN 30° projecting cam. **3 KEYS** (keyblank code: 020259). Screw mm.65.

L C + D	BRASS	NICKEL
Lenght mm. 60 (Knob 30+30)	825930307	825930309
Lenght mm. 70 (Knob 35+35)	825935357	825935359
Lenght mm. 80 (Knob 40+40	825940407	825940409

Code

F5

Other sizes available

F5 **EUROPEAN PROFILE** cylinder with internal flat knob and 5-pin external key. DIN 30° projecting cam. **3 KEYS** (keyblank code: 020259). Screw mm.65.

L	C + D	
Lenght mm. 60 (Knob 30+30)	**24 KT. GOLD-PLATED BRASS**	**82593030A**
Lenght mm. 70 (Knob 35+35)	**24 KT. GOLD-PLATED BRASS**	**82593535A**

L	C + D	
Lenght mm. 60 (Knob 30+30)	**ANTIQUE BRONZED BRASS**	**82593030B**
Lenght mm. 70 (Knob 35+35)	**ANTIQUE BRONZED BRASS**	**82593535B**

L	C + D	
Lenght mm. 60 (Knob 30+30)	**POLISHED CHROME-PLATED BRASS**	**82593030K**
Lenght mm. 70 (Knob 35+35)	**POLISHED CHROME-PLATED BRASS**	**82593535K**

L	C + D	
Lenght mm. 60 (Knob 30+30)	**POLISHED AND LACQUERED BRASS**	**82593030L**
Lenght mm. 70 (Knob 35+35)	**POLISHED AND LACQUERED BRASS**	**82593535L**

L	C + D	
Lenght mm. 60 (Knob 30+30)	**SATIN NICKEL-PLATED BRASS**	**82593030N**
Lenght mm. 70 (Knob 35+35)	**SATIN NICKEL-PLATED BRASS**	**82593535N**

F5 **EUROPEAN PROFILE** cylinder with **D8X16 SHAFT** preset for internal knob and 5-pin external key. DIN 30° projecting cam.
3 KEYS (keyblank code: 020259). Screw mm.65.

L	C + D	BRASS	NICKEL
Lenght mm. 60 (Knob 30+30)		**826930307**	**826930309**
Lenght mm. 70 (Knob 35+35)		**826935357**	**826935359**
Lenght mm. 80 (Knob 40+40)		**826940407**	**826940409**

Code

F5

Other sizes available

F5 **EUROPEAN PROFILE** cylinder with **D8X75 SHAFT** preset for internal knob + F5 cylinder body mm. 30 inside and 5-pin key outside. DIN 30° projecting cam. **3 KEYS** (keyblank code: 020259). Screw mm.65.

L C + D	BRASS	NICKEL
Body length F5 mm. 60 (knob 30+30)	8269D0307	8269D0309
Body length F5 mm. 65 (knob 30+35)	8269D0357	8269D0359
Body length F5 mm. 70 (knob 30+40)	8269D0407	8269D0409

F5 **EUROPEAN PROFILE** cylinder with flat internal knob and external emergency cut for W.C. doors. Straight DIN cam. Screw mm.65.

L C + D	BRASS	NICKEL
Lenght mm. 56 (Knob 28+28)	825228287	825228289
Lenght mm. 60 (Knob 30+30)	825230307	825230309
Lenght mm. 70 (Knob 35+35)	825235357	825235359

F5 **OVERSIZE SINGLE-PROFILE** oval cylinder, **U.K.** market, 5-pin big key. ISEO 45° projecting cam. **3 KEYS** (keyblank code 020259). Screw mm.65.

L C + D	BRASS	NICKEL
Lenght mm. 40 (30+10)	821130107	821130109
Lenght mm. 45 (35+10)	821135107	821135109
Lenght mm. 50 (40+10)	821140107	821140109

Code

F5

Other sizes available

F5 **OVERSIZE DOUBLE-PROFILE** oval cylinder, **U.K.** market, 5-pin big key.
Length mm. 60 (30+30) . ISEO 45° projecting cam.
3 KEYS (keyblank code: 020259). Screw mm.65.

L C + D	BRASS	NICKEL
Lenght mm. 60 (30+30)	821130307	821130309
Lenght mm. 70 (35+35)	821135357	821135359
Lenght mm. 80 (40+40)	821140407	821140409

F5 **OVERSIZE SINGLE-PROFILE OVAL** cylinder, **U.K.** market, with flat internal knob.
Length mm. 40 (30+10) . ISEO 45° projecting cam. Screw mm.65.

L C + D	BRASS	NICKEL
Lenght mm. 40 (30+10)	827130107	827130109
Lenght mm. 45 (35+10)	827135107	827135109
Lenght mm. 50 (40+10)	827140107	827140109



F5 **OVERSIZE DOUBLE-PROFILE OVAL** cylinder, **U.K.** market, with flat internal knob. and 5-pin big external key.ISEO 45° projecting cam.
3 KEYS (keyblank code 020259). Screw mm.65.

L C + D	BRASS	NICKEL
Lenght mm. 60 (30+30)	827130307	827130309
Lenght mm. 70 (35+35)	827135357	827135359
Lenght mm. 80 (40+40)	827140407	827140409

F5 **OVERSIZE DOUBLE-PROFILE OVAL** cylinder, **U.K.** market, with round knurled internal knob. and 5-pin big external key. ISEO 45° projecting cam.
3 KEYS (keyblank code 020259). Screw mm.65.

L C + D	BRASS	NICKEL
Lenght mm. 60 (30+30)	827130307T	827130309T
Lenght mm. 70 (35+35)	827135357T	827135359T
Lenght mm. 80 (40+40)	827140407T	827140409T

Code

F5

Other sizes available

F5 **SMALL SINGLE-PROFILE OVAL** cylinder, 5-pin small key.
ISEO 45° projecting cam. **3 KEYS** (keyblank code 020259). Screw mm.65.

L C + D	BRASS	NICKEL
Lenght mm. 36 (27+9)	**830027097**	**830027093**

F5 **SMALL DOUBLE-PROFILE OVAL** cylinder, 5-pin small key.
3 KEYS (keyblank code 020259). Screw mm.65.

L C + D	BRASS	NICKEL
Lenght mm. 60 (30+30)	**830030307**	**830030303**
Lenght mm. 66 (33+33)	**830033337**	**830033333**
Lenght mm. 73 (33+40)	**830033407**	**830033403**

F5 **SMALL SINGLE-PROFILE OVAL** cylinder with internal flat knob and 5-pin small external key.
3 KEYS (keyblank code: 020159). Screw mm.65.

L C + D	BRASS	NICKEL
Lenght mm. 54 (27+27)	**835027277**	**835027273**
Lenght mm. 60 (27+33)	**835027337**	**835027333**
Lenght mm. 67 (27+40)	**835027407**	**835027403**

F5 **DOUBLE-PROFILE** round multifaceted cylinder **D 22**, 5-pin small key.
3 KEYS (keyblank code: 020159).

L C + D	BRASS
Lenght mm. 70 (35+35)	**840035357**
Lenght mm. 66 (33+33)	**840033337**
Lenght mm. 80 (40+40)	**840040407**

Code

F5

Other sizes available

F5 **DOUBLE-PROFILE** round multifaceted cylinder **D 26**, 5-pin big key.
Length mm. 56 (28+28). 3 **KEYS** (keyblank code: 020259).

BRASS

Lenght mm. 56 (28+28) **842028287**

F5 **EXTERNAL DETACHED** cylinder to be applied on doors with a max. thickness of 85 mm. **To be used with rim locks without external F5 cylinder.** 5-pin big key.
Plate and screws for inside fixing.
3 KEYS (keyblank code: 020259).

BRASS
850007

Packed in nylon bags for industrial use. **850007H**



Pair composed of F5 **INTERNAL** cylinder to be applied to the lock and **EXTERNAL DETACHED** F5 cylinder to be applied on doors with a max. thickness of 85 mm.
To be used with electric locks 501* series. 5-pin big key.
Plate and screws for inside fixing. **3 KEYS** (keyblank code 020259).

BRASS
851007

Pair composed of F5 **INTERNAL** cylinder to be applied to the lock and **EXTERNAL DETACHED** F5 cylinder to be applied on doors with a max. thickness of 85 mm.
To be used with main door rim locks 4 series and electric locks 501* series latch bolt only.** 5-pin big key. Plate and screws for inside fixing. **3 KEYS** (keyblank code: 020259). (For series 421-422-423-424-425-426-441-442-483-484-4510-5210-5213-5214)

BRASS
851017

Code

F5

Other sizes available



Pair composed of F5 **INTERNAL** cylinder to be applied to the lock and **EXTERNAL DETACHED** F5 cylinder to be applied on doors with a max. thickness of mm. 85.
To be used with electric locks with throws 531** series.**
5-pin big key. Plate and screws for inside fixing. **3 KEYS** (keyblank code: 020259).
(For series 5310-5312-5314)

BRASS
851027

F5 **FIXED EXTERNAL** cylinder D 26. Tobe used with rim locks. 5-pin big key.
D 26 tube and fixing screws. **3 KEYS** (keyblank code: 020259).

	BRASS
for doors with max. thickness mm. 35	**852357**
for doors with max. thickness mm. 40	**852407**
for doors with max. thickness mm. 45	**852457**

Pair composed of F5 cylinder **TO BE APPLIED** to the lock and F5 **EXTERNAL FIXED** cylinder **D 26** for doors with max. thickness mm. 50.
To be used with electric locks 500*-505*** series.** 5-pin big key. Tube D 26 and fixing screws. **3 KEYS** (keyblank code: 020259).

BRASS
853507

Pair composed of F5 **INTERNAL** cylinder to be applied to the lock and F5 **EXTERNAL FIXED CYLINDER D 26**. **To be used with main door rim locks and electric locks with latch bolt only.** 5-pin big key. Tube D 26 and fixing screws. **3 KEYS** (keyblank code 020259). For series (431-432-435-436-437-438-450-451-452-481-482-485-486-491-492-493-494-495-496-4250-4210-5950-4910-4350-5200-5203-5204-5205-5220-5224-5250-5253-5255)

	BRASS
for doors with max. thickness mm. 45	**854457**
for doors with max. thickness mm. 50	**854507**
for doors with max. thickness mm. 70	**854707**

Pair composed of F5 **INTERNAL** cylinder to be applied to the lock and F5 **EXTERNAL FIXED CYLINDER D 26** for doors with max. thickness mm. 50. **To be used with electric locks with throws 531**** series.** 5-pin big key.
Tube D 26 and fixing screws. **3 KEYS** (keyblank code: 020259).
(For series 5300-5302-5304-5305-5350-5352)

BRASS
858507

Code

Keys

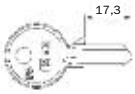

Nickel-plated brass **F5 keyblank, 3 pins,** with ISEO profile;
small right-hand profile for oval cylinder 83002121 **020139**

Nickel-plated brass **F5 keyblank, 3 pins,** with ISEO profile; to be ordered separately upon sample or through the ref. number.
small right-hand profile for oval cylinder 83002121 **02013C**

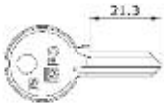

Nickel-plated brass **F5 keyblank, 4 pins,** with ISEO profile;
small right-hand profile for locks 100-101-102-103-106-107-108 and padlock mm.30 KA or SA **020149**

Nickel-plated brass **F5 keyblank,** 4 pins, with ISEO profile; to be ordered separately upon sample or through the ref. number.
small right-hand profile for locks 100-101-102-103-106-107-108 and padlock mm.30 KA or SA **02014C**

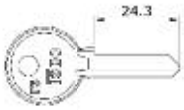

Nickel-plated brass **F5 keyblank, 5 pins,** with ISEO profile;
small right-hand profile for cylinders 8300-8350-8400 and padlock mm.40 **020159**

Nickel-plated brass **F5 keyblank, 5 pins,** with ISEO profile; to be ordered separately upon sample or through the ref. number.
small right-hand profile for cylinders 8300-8350-8400 and padlock mm.40 **02015C**

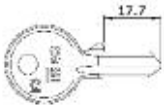

Nickel-plated brass **F5 keyblank, 3 pins,** with ISEO profile;
big right-hand profile for cylinders 82**2121* series **020239**

Nickel-plated brass **F5 keyblank, 3 pins,** with ISEO profile; to be ordered separately upon sample or through the ref. number.
big right-hand profile for cylinders 82**2121* series **02023C**

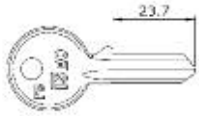

Nickel-plated brass **F5 keyblank, 4 pins,** with ISEO profile;
big right-hand profile for cylinders 82**2525*-82**2530* series **020249**

Nickel-plated **F5 keyblank, 4 pins,** with **UNIVERSAL PROFILE**;
big right-hand profile, working length mm 23,7 **0202491**

Nickel-plated brass **F5 keyblank, 4 pins,** with ISEO profile; to be ordered separately upon sample or through the ref. number.
big-right hand profile for cylinders 82**2525*-82**2530* series **02024C**

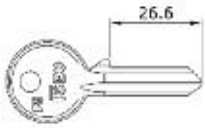

Nickel-plated brass **F5 keyblank, 4 pins,** with ISEO profile;
big right-hand profile for cylinders: 82*-845-846-850-851-852-853-854-856-857-858-8420* **020259**

Nickel-plated **F5 keyblank, 5 pins,** with **UNIVERSAL PROFILE**;
big right-hand profile, working length mm 26,6 **0202591**

Nickel-plated brass **F5 keyblank, 5 pins,** with ISEO profile; to be ordered separately upon sample or through the ref. number.
big right-hand profile for cylinders: 82*-845-846-850-851-852-853-854-856-857-858-8420* **02025C**

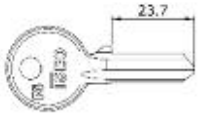

Nickel-plated **F5 keyblank, 5 pins,** with **UNIVERSAL PROFILE**;
big right-hand profile, working length mm 23,7 **0203491**

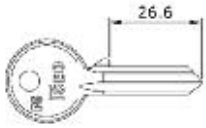

Nickel-plated **F5 keyblank, 5 pins,** with **UNIVERSAL PROFILE**;
big right-hand profile, working length mm 26,6 **0203591**

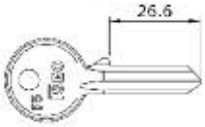

Nickel-plated **F5 keyblank, 5 pins,** with **CENTRAL PROFILE**;
big right-hand profile for locks 641-642 **020409**

Code

Keys

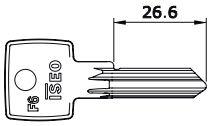

Nichel-plated brass **F6** key **, 6 pins** for cylinders 81*9, **vertical profile**,	**020609**
Nichel-plated brass **F6** key **, 6 pins** for cylinders 81*9, ordered separately upon sample or through the ref. number, **vertical profile**,	**020689**

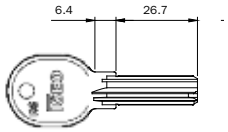

Nickel-plated brass keyblank for flat-key cylinder **R6** series 88** , 6 pins	**020809**
Nickel-plated flat keyblank with **R6** profile to be ordered separately upon sample or through the ref. number. for cylinders 88** series, 6 pins	**020889**

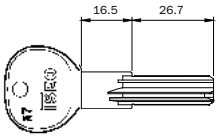

Nickel-plated brass keyblank for **R7** cylinder	**020909**
Nickel-plated brass flat keyblank for **R7** cylinder, to be ordered separately upon sample or through the ref. number.	**020989**



Nickel-silver flat keyblank for **R50** cylinder. With plasticised head.	**020990H**
Nickel-silver flat keyblank for **R50** cylinder. With plasticised head. to be ordered separately upon sample or through the ref. number.	**020990HC**

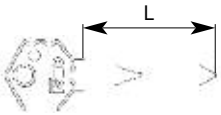

Nickel-plated steel keyblank for **CROSS-KEY CYLINDER** profile 990 series, working length mm 48, 6 pins	**020275**
Nickel-plated steel keyblank for **CROSS-KEY CYLINDER** profile 990 series, working length mm 70	**020290**

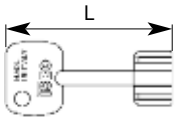

Chrome-plated brass keyblank for **PUMP CYLINDER** 9900* series	**990001**
Chrome-plated brass key, machined upon sample, for **PUMP CYLINDER**.	**990002**

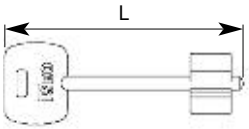

Chrome-plated brass **DOUBLE-BIT** keyblank. Length mm. 79. **For locks 261-263-661-663-961*-963* series**	**990802**
Chrome-plated brass **DOUBLE-BIT** key, machined upon sample. Length mm. 79. **For locks 261-263-661-663-961*-963* series**	**990803**
Chrome-plated brass **DOUBLE-BIT** keyblank. Length mm. 100. **For locks 261-263-661-663-961*-963* series**	**990009**

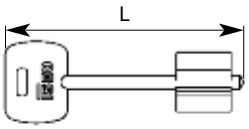

Chrome-plated brass **DOUBLE-BIT** keyblank. Length mm. 79. **For locks 981-983-961-963 series**	**990800**
Chrome-plated brass **DOUBLE-BIT** key. Length mm. 100. **For locks 981-983-961-963 series**	**990800.100**
Chrome-plated brass **DOUBLE-BIT** key, machined upon sample. Length mm. 79. **For locks 981-983-961-963 series**	**990801**

Code

Accessories

Protective modular ring nut for European-profile cylinder for **Multiblindo**; internal fixing.
Internal and external. ring nuts.
External plate and antidrill device in carbonitrided steel.
Plate spacer. Thicknesses. Antidrill balls for screw protection. Screws.

BLACK PAINTED aluminium	**040809**
BLANK aluminium	**40809G**

Protective escutcheon for European-profile cylinder, inside fixing. Carbonitrided and brass-plated steel.
Clear finish. External protective plate. External escutcheon. Antidrill device.
Disk spacer. Spacing ring. Internal plate. Internal escutcheon. Seal. Fixing screws.

043030

Code

Accessories

Polished and lacquered

FLAT KNOB mm. 35. PAINTED AND POLISHED BRASS. For knobset cylinders. Screw. **044167**

Satin Nickelplated

FLAT KNOB mm. 35. SATIN NICKEL-PLATED BRASS. For knobset cylinders. Screw. **044169**

24 KT Gold-plated

FLAT KNOB mm. 35. 24 KT GOLD-PLATED BRASS. For knobset cylinders. Screw. **04416A**

Antique Bronzed

FLAT KNOB mm. 35. BRUSHED BRONZE-PLATED BRASS. For knobset cylinders. Screw. **04416B**

Polished Chromeplated

FLAT KNOB mm. 35. POLISHED CHROME-PLATED BRASS. For knobset cylinders. Screw. **04416K**

Code

Accessories



Polished and lacquered

ROUND MULTI-FACETED KNOB mm. 30. POLISHED AND PAINTED BRASS. For knobset cylinders. Screw. **044177**

Satin Nickelplated

ROUND MULTI-FACETED KNOB mm. 30. SATIN NICKEL-PLATED BRASS. For knobset cylinders. Screw. **044179**

24 KT Gold-plated

ROUND MULTI-FACETED KNOB mm. 30. 24 KT GOLD-PLATED BRASS. For knobset cylinders. Screw. **04417A**

Antique Bronzed

ROUND MULTI-FACETED KNOB mm. 30. BRUSHED BRONZE-PLATED BRASS. For knobset cylinders. Screw. **04417B**

Polished Chromeplated

ROUND MULTI-FACETED KNOB mm. 30. POLISHED CHROME-PLATED BRASS. For knobset cylinders. Screw. **04417K**

Code

Iustus

Open shackle IUSTUS padlock. **BODY MATERIAL: BRASS, MM. 20.** Chrome-plated steel shackle D3.
SHACKLE CLEARANCE MM. 12. 2 KEYS. **800207**

Open shackleIUSTUS padlock. **BODY MATERIAL: BRASS, MM. 25.** Chrome-plated steel shackle D4.
SHACKLE CLEARANCE MM. 15. 2 KEYS. **800257**

Open shackle IUSTUS padlock. **BODY MATERIAL: BRASS, MM. 30.** Chrome-plated steel shackle D5.
SHACKLE CLEARANCE MM. 18. 2 KEYS. **800307**

Open shackle IUSTUS padlock. **BODY MATERIAL: BRASS, MM. 40.** Chrome-plated steel shackle D6.
SHACKLE CLEARANCE MM. 22. 2 KEYS. Antipick disk. **800407**

Open shackle IUSTUS padlock. **BODY MATERIAL: BRASS, MM. 45.** Chrome-plated steel shackle D7.
SHACKLE CLEARANCE MM. 25. 2 KEYS. (key blank code: 020259).
Antipick disk. **800457**

Open shackle IUSTUS padlock. **BODY MATERIAL: BRASS, MM. 50.** Chrome-plated steel shackle D8.
SHACKLE CLEARANCE MM. 28. 2 KEYS. (key blank code: 020259).
Antipick disk. **800507**

Open shackle IUSTUS padlock. **BODY MATERIAL: BRASS, MM.60.** Chrome-plated steel shackle D10.
SHACKLE CLEARANCE MM. 35. 2 KEYS. (key blank code: 020259).
Antipick disk. **800607**

Open shackle IUSTUS padlock. **BODY MATERIAL: BRASS, MM.70.** Chrome-plated steel shackle D12.
SHACKLE CLEARANCE MM. 44. 2 KEYS. (key blank code: 020259).
Antipick disk. **800707**

Long shackle IUSTUS padlock. **BODY MATERIAL: BRASS, MM.25**. Chrome-plated steel shackle D4.
SHACKLE CLEARANCE MM. 25. 2 KEYS. **802257**

Long shackle IUSTUS padlock. **BODY MATERIAL: BRASS, MM.30.** Chrome-plated steel shackle D5.
SHACKLE CLEARANCE MM. 67. 2 KEYS. **802317**

Long shackle IUSTUS padlock. **BODY MATERIAL: BRASS, MM.30.** Chrome-plated steel shackle D5.
SHACKLE CLEARANCE MM. 100. 2 KEYS. **802327**

Long shackle IUSTUS padlock. **BODY MATERIAL: BRASS, MM.40.** Chrome-plated steel shackle D6.
SHACKLE CLEARANCE MM. 47. 2 KEYS. Antipick disk. **802407**

Code

Iustus

Long shackle IUSTUS padlock. **BODY MATERIAL: BRASS, MM.40.** Chrome-plated steel shackle D6.
SHACKLE CLEARANCE MM. 67. 2 KEYS. Antipick disk. **802417**

Long shackle IUSTUS padlock. **BODY MATERIAL: BRASS, MM.40.** Chrome-plated steel shackle D6.
SHACKLE CLEARANCE MM. 90. 2 KEYS. Antipick disk. **802427**

Long shackle IUSTUS padlock. **BODY MATERIAL: BRASS, MM.50.** Chrome-plated steel shackle D8.
SHACKLE CLEARANCE MM. 50. 2 KEYS. (key blank code: 020259). Antipick disk. **802507**

Long shackle IUSTUS padlock. **BODY MATERIAL: BRASS, MM.50.** Chrome-plated steel shackle D8.
SHACKLE CLEARANCE MM. 67. 2 KEYS. (key blank code: 020259). Antipick disk. **802517**

Long shackle IUSTUS padlock. **BODY MATERIAL: BRASS, MM.50.** Chrome-plated steel shackle D8.
SHACKLE CLEARANCE MM. 90. 2 KEYS. (key blank code: 020259). Antipick disk. **802527**

Long shackle IUSTUS padlock. **BODY MATERIAL: BRASS, MM.50.** Chrome-plated steel shackle D8.
SHACKLE CLEARANCE MM. 152. 2 KEYS. (key blank code: 020259). Antipick disk. **802537**

RECTANGULAR IUSTUS padlock for gates. **BRASS BODY MM.70.** Shaft material: chrome-plated carbonitrided steel D 12, opening grip. Shaft ball-locking.
SHAFT CLEARANCE MM. 20 X 15.
2 KEYS. (key blank code: 020259).

804707

RECTANGULAR **ARMOURED** IUSTUS padlock for gates. Brass body mm.90.
Armour material: chrome-plated, carbonitrided steel.
Shaft material: chrome-plated carbonitrided steel D 12, opening grip, Shaft ball-locking.
2 KEYS. (key blank code: 020259). **SHAFT CLEARANCE MM. 36 X 18.**

805909

Code

Iustus

RECTANGULAR GATE padlock BOXER, **FULLY ARMOURED,** for gates. Body material: Zama zinc alloy. Armour material: chrome-plated carbonitrided steel.Shaft material: chrome-plated carbonitrided steel, mm 90. It operates with European single-profile cylinder **F5** mm. 40 (30+10), supplied with off-center cam art. 820930107. Stainless steel shaft D 12, opening grip. Shaft ball-locking. **SHAFT CLEARANCE MM. 36 X 17,5.** When the padlock is open the armour can be removed to replace the cylinder. **3 KEYS.** (key blank code: 020259).

809909

RECTANGULAR GATE padlock BOXER, **FULLY ARMOURED,** for gates. Body material: Zama zinc alloy. Armour material: chrome-plated carbonitrided steel. Shaft material: chrome-plated carbonitrided steel, mm 90. It operates with European single-profile cylinder **F6** carbonitrided steel mm. 40 (30+10), supplied with off-center cam art. 810930107. Stainless steel shaft D 12, opening grip. Shaft ball-locking. **SHAFT CLEARANCE MM. 36 X 17,5.** When the padlock is open the armour can be removed to replace the cylinder. **3 KEYS.** (key blank code: 020609).

809909..F6

RECTANGULAR GATE padlock BOXER, **FULLY ARMOURED,** for gates. Body material: Zama zinc alloy. Armour material: chrome-plated carbonitrided steel. Shaft material: chrome-plated carbonitrided steel, mm 90. It operates with European single-profile cylinder **R6** mm. 40 (30+10), supplied with off-center cam art. 820930107. Stainless steel shaft D 12, opening grip. Shaft ball-locking. **SHAFT CLEARANCE MM. 36 X 17,5.** (key blank code: 020809).
When the padlock is open the armour can be removed to replace the cylinder. **3 KEYS.**

809909.R6

RECTANGULAR GATE padlock BOXER, **FULLY ARMOURED,** for gates. Body material: Zama zinc alloy. Armour material: chrome-plated carbonitrided steel. Shaft material: chrome-plated carbonitrided steel, mm 90. It operates with European single-profile cylinder **R7** mm. 40 (30+10), supplied with off-center cam art.89R7030109. Stainless steel shaft D 12, opening grip. Shaft ball-locking. **SHAFT CLEARANCE MM. 36 X 17,5.** When the padlock is open the armour can be removed to replace the cylinder. **3 KEYS.** (key blank code: 020909).

809909..R7

SWISSDOOR
DØRTEKNIK FOR PROFESSIONELLE

Locks for wooden frames

ISEO

SWiSSDOOR
DØRTEKNIK FOR PROFESSIONELLE

Locks for wooden frames

Code

Infilare 291 - Mortice locks



Cylinder to be ordered separately

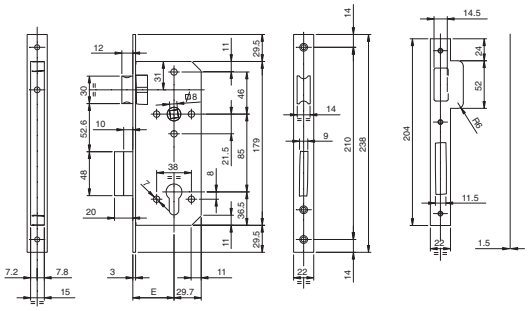

CLOSED-CASE mortice lock operating with European profile cylinder. Two 10 mm. throws
Reversible deadbolt. Handle follower mm. 8. Center distance 85 mm.
6 fixing holes for escutcheons and security plates. Striking plate, fixing screws.

FOREND, BRASS. GOLD PLATED 24 KT MM. 22 SQUARE EDGE

Backset mm. 40	**29110540A**
Backset mm. 45	**29110545A**
Backset mm. 50	**29110550A**
Backset mm. 60	**29110560A**
Backset mm. 70	**29110570A**

FOREND, POLISHED AND PAINTED BRASS, 22 MM. SQUARE EDGE

Backset mm. 40	**29110540L**
Backset mm. 45	**29110545L**
Backset mm. 50	**29110550L**
Backset mm. 60	**29110560L**
Backset mm. 70	**29110570L**

FOREND, CHROME-PLATED AND POLISHED BRASS, 22 MM. SQUARE EDGE

Backset mm. 40	**29110540K**
Backset mm. 45	**29110545K**
Backset mm. 50	**29110550K**
Backset mm. 60	**29110560K**
Backset mm. 70	**29110570K**

FOREND, NICKEL-PLATED SATIN BRASS, 22 MM. SQUARE EDGE

Backset mm. 40	**29110540N**
Backset mm. 45	**29110545N**
Backset mm. 50	**29110550N**
Backset mm. 60	**29110560N**
Backset mm. 70	**29110570N**

FOREND, BRONZED-PLATED AND BRUSHED BRASS, 22 MM. SQUARE EDGE

Backset mm. 40	**29110540B**
Backset mm. 45	**29110545B**
Backset mm. 50	**29110550B**
Backset mm. 60	**29110560B**
Backset mm. 70	**29110570B**

Code

Infilare 291 - Mortice locks



Cylinder to be ordered separately

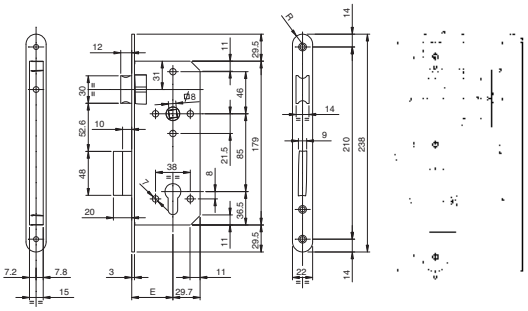

CLOSED-CASE mortice lock operating with European profile cylinder. Two 10 mm. throws
Reversible deadbolt. Handle follower mm. 8. Center distance 85 mm.
6 fixing holes for escutcheons and security plates.Striking plate, fixing screws.

FOREND, BRASS. GOLD PLATED 24 KT MM. 22 ROUND EDGE

Backset mm. 40	**29111540A**
Backset mm. 45	**29111545A**
Backset mm. 50	**29111550A**
Backset mm. 60	**29111560A**
Backset mm. 70	**29111570A**

FOREND, POLISHED AND PAINTED BRASS, 22 MM. ROUND EDGE

Backset mm. 40	**29111540L**
Backset mm. 45	**29111545L**
Backset mm. 50	**29111550L**
Backset mm. 60	**29111560L**
Backset mm. 70	**29111570L**

FOREND, CHROME-PLATED AND POLISHED BRASS MM. 22, ROUND EDGE

Backset mm. 40	**29111540K**
Backset mm. 45	**29111545K**
Backset mm. 50	**29111550K**
Backset mm. 60	**29111560K**
Backset mm. 70	**29111570K**

FOREND, NICKEL PLATED SATIN BRASS MM. 22, ROUND EDGE

Backset mm. 40	**29111540N**
Backset mm. 45	**29111545N**
Backset mm. 50	**29111550N**
Backset mm. 60	**29111560N**
Backset mm. 70	**29111570N**

FOREND, BRONZED-PLATED AND BRUSHED BRASS, 22 MM. ROUND EDGE

Backset mm. 40	**29111540B**
Backset mm. 45	**29111545B**
Backset mm. 50	**29111550B**
Backset mm. 60	**29111560B**
Backset mm. 70	**29111570B**

Code

Infilare 291 - Mortice locks

Cylinder to be ordered separately

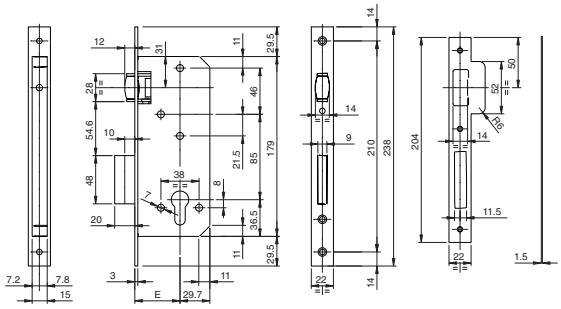

CLOSED-CASE mortice lock operating with European profile cylinder. Two 10 mm. throws
Adjustable roller. Handle follower mm. 8. Center distance 85 mm.
6 fixing holes for escutcheons and security plates. Striking plate, fixing screws.

FOREND, BRASS. GOLD PLATED 24 KT MM. 22 SQUARE EDGE

Backset mm. 40	**29120540A**
Backset mm. 45	**29120545A**
Backset mm. 50	**29120550A**
Backset mm. 60	**29120560A**
Backset mm. 70	**29120570A**

FOREND, POLISHED AND PAINTED BRASS, 22 MM. SQUARE EDGE

Backset mm. 40	**29120540L**
Backset mm. 45	**29120545L**
Backset mm. 50	**29120550L**
Backset mm. 60	**29120560L**
Backset mm. 70	**29120570L**

FOREND, CHROME-PLATED AND POLISHED BRASS, 22 MM. SQUARE EDGE

Backset mm. 40	**29120540K**
Backset mm. 45	**29120545K**
Backset mm. 50	**29120550K**
Backset mm. 60	**29120560K**
Backset mm. 70	**29120570K**

FOREND, NICKEL-PLATED SATIN BRASS, 22 MM. SQUARE EDGE

Backset mm. 40	**29120540N**
Backset mm. 45	**29120545N**
Backset mm. 50	**29120550N**
Backset mm. 60	**29120560N**
Backset mm. 70	**29120570N**

FOREND, BRONZED-PLATED AND BRUSHED BRASS, 22 MM. SQUARE EDGE

Backset mm. 40	**29120540B**
Backset mm. 45	**29120545B**
Backset mm. 50	**29120550B**
Backset mm. 60	**29120560B**
Backset mm. 70	**29120570B**

Code

Infilare 291 - Mortice locks



Cylinder to be ordered separately

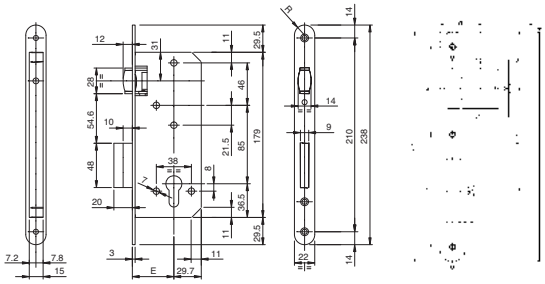

CLOSED-CASE mortice lock operating with European profile cylinder. Two 10 mm. throws
Adjustable roller. Handle follower mm. 8. 6 fixing holes for escutcheons and security plates.
Striking plate, fixing screws.

FOREND, BRASS. GOLD PLATED 24 KT MM. 22 ROUND EDGE

Backset mm. 40	**29121540A**
Backset mm. 45	**29121545A**
Backset mm. 50	**29121550A**
Backset mm. 60	**29121560A**
Backset mm. 70	**29121570A**

FOREND, POLISHED AND PAINTED BRASS, 22 MM. ROUND EDGE

Backset mm. 40	**29121540L**
Backset mm. 45	**29121545L**
Backset mm. 50	**29121550L**
Backset mm. 60	**29121560L**
Backset mm. 70	**29121570L**

FOREND, CHROME-PLATED AND POLISHED BRASS MM. 22, ROUND EDGE

Backset mm. 40	**29121540K**
Backset mm. 45	**29121545K**
Backset mm. 50	**29121550K**
Backset mm. 60	**29121560K**
Backset mm. 70	**29121570K**

FOREND, NICKEL-PLATED SATIN BRASS, MM. 22 ROUND EDGE

Backset mm. 40	**29121540N**
Backset mm. 45	**29121545N**
Backset mm. 50	**29121550N**
Backset mm. 60	**29121560N**
Backset mm. 70	**29121570N**

FOREND, BRONZED-PLATED AND BRUSHED BRASS, 22 MM. ROUND EDGE

Backset mm. 40	**29121540B**
Backset mm. 45	**29121545B**
Backset mm. 50	**29121550B**
Backset mm. 60	**29121560B**
Backset mm. 70	**29121570B**

Code

Infilare 291 - Mortice locks



Cylinder to be ordered separately

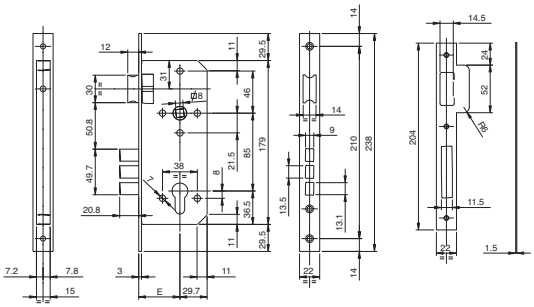

CLOSED-CASE mortice lock operating with European profile cylinder. Anti-saw and anti-drill deadbolt.
Two 10,4 mm. throws. Reversible latchbolt. Handle follower mm. 8 for locked/unlocked function.
Center distance 85 mm. 6 fixing holes for escutcheons and security plates. Striking plate, fixing screws.

FOREND, BRASS. GOLD PLATED 24 KT MM. 22 SQUARE EDGE

Backset mm. 45	**29112545A**
Backset mm. 50	**29112550A**
Backset mm. 60	**29112560A**
Backset mm. 70	**29112570A**

FOREND, POLISHED AND PAINTED BRASS, 22 MM. SQUARE EDGE

Backset mm. 45	**29112545L**
Backset mm. 50	**29112550L**
Backset mm. 60	**29112560L**
Backset mm. 70	**29112570L**

FOREND, CHROME-PLATED POLISHED BRASS, MM. 22 SQUARE EDGE

Backset mm. 45	**29112545K**
Backset mm. 50	**29112550K**
Backset mm. 60	**29112560K**
Backset mm. 70	**29112570K**

FOREND, NICKEL-PLATED SATIN BRASS, MM. 22 SQUARE EDGE

Backset mm. 45	**29112545N**
Backset mm. 50	**29112550N**
Backset mm. 60	**29112560N**
Backset mm. 70	**29112570N**

FOREND, BRONZE-PLATED AND BRUSHED BRASS, MM. 22 SQUARE EDGE

Backset mm. 45	**29112545B**
Backset mm. 50	**29112550B**
Backset mm. 60	**29112560B**
Backset mm. 70	**29112570B**

FOREND, STAINLESS STEEL, MM. 22 SQUARE EDGE

Backset mm. 45	**291125452**
Backset mm. 50	**291125502**
Backset mm. 60	**291125602**
Backset mm. 70	**291125702**

Code

Infilare 291 - Mortice locks



Cylinder to be ordered separately

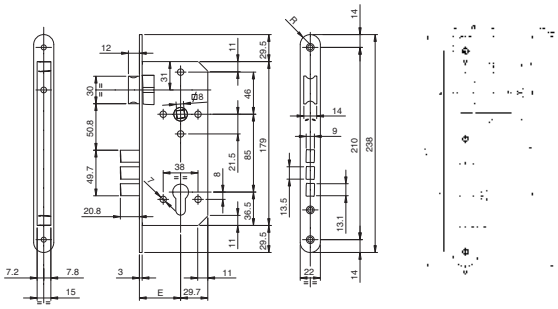

CLOSED-CASE mortice lock operating with European profile cylinder. Anti-saw and anti-drill deadbolt.
Two 10,4 mm. throws. Reversible latchbolt. Handle follower mm. 8 for locked/unlocked function.
Center distance 85 mm. 6 fixing holes for escutcheons and security plates. Striking plate, fixing screws.

FOREND, BRASS. GOLD PLATED 24 KT MM. 22 ROUND EDGE

Backset mm. 45	**29113545A**
Backset mm. 50	**29113550A**
Backset mm. 60	**29113560A**
Backset mm. 70	**29113570A**

FOREND, POLISHED AND PAINTED BRASS, 22 MM. ROUND EDGE

Backset mm. 45	**29113545L**
Backset mm. 50	**29113550L**
Backset mm. 60	**29113560L**
Backset mm. 70	**29113570L**

FOREND, CHROME-PLATED POLISHED BRASS, MM. 22 ROUND EDGE

Backset mm. 45	**29113545K**
Backset mm. 50	**29113550K**
Backset mm. 60	**29113560K**
Backset mm. 70	**29113570K**

FOREND, NICKEL-PLATED SATIN BRASS, MM. 22 ROUND EDGE

Backset mm. 45	**29113545N**
Backset mm. 50	**29113550N**
Backset mm. 60	**29113560N**
Backset mm. 70	**29113570N**

FOREND, BRONZE-PLATED AND BRUSHED BRASS, MM. 22 ROUND EDGE

Backset mm. 45	**29113545B**
Backset mm. 50	**29113550B**
Backset mm. 60	**29113560B**
Backset mm. 70	**29113570B**

FOREND, STAINLESS STEEL, MM. 22 ROUND EDGE

Backset mm. 45	**291135452**
Backset mm. 50	**291135502**
Backset mm. 60	**291135602**
Backset mm. 70	**291135702**

Code

Infilare 291 - Mortice locks

Other versions

CODE						
Art.	Type	Size	Finish		Cylinder	Complete with Cylinder Series
291	**xxx**	**xx**	**AE** gold	**...**	**2D** 30 x 40	F5
			LE polished brass		**26** 30 x 30	
			KE chromed polished brass		**27** 35 x 35	
			NE nickel polished brass		**5D** 30 x 40	R6 5 keys
			BE bronzed polished brass		**56** 30 x 30	
					57 35 x 35	
					8D 30 x 40	R6 3 keys
					86 30 x 30	
					87 35 x 35	

Example: **291 135 45 AE ... 26**



CLOSED-CASE mortice lock operating with European profile cylinder. Anti-saw and anti-drill deadbolt.
Two 10,4 mm. throws. Reversible latchbolt. Handle follower mm. 8 for locked/unlocked function.
Center distance 85 mm. 6 fixing holes for escutcheons and security plates.
Striking plate, cylinder **F5** (30x30) 3 keys, fixing screws.

FOREND, BRASS. GOLD PLATED 24 KT MM. 22 ROUND EDGE
Backset mm. 45 **29113545AE...26**

Code

Infilare 200 - Mortice locks

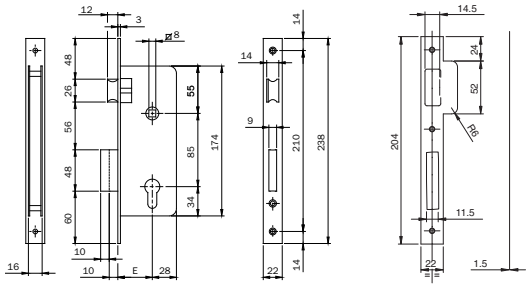

Cylinder to be ordered separately

Open-case mortice lock operating with European profile cylinder.
CHROME-PLATED FOREND PLATE with **SQUARE EDGE**. Two 10 mm. throws. Reversible latchbolt.
Handle follower mm. 8. Striking plate, 2 escutcheons, fixing screws.

Backset mm. 40 - without cylinder	**200403S**
Backset mm. 45 - without cylinder	**200453S**
Backset mm. 50 - without cylinder	**200503S**

Open-case mortice lock operating with European profile cylinder.
NICKEL BRASS FOREND PLATE with **SQUARE EDGE**. Two 10 mm. throws. Reversible latchbolt.
Handle follower mm. 8. Striking plate, 2 escutcheons, fixing screws.

Backset mm. 40 - without cylinder	**200409S**
Backset mm. 45 - without cylinder	**200459S**
Backset mm. 50 - without cylinder	**200509S**
Backset mm. 60 - without cylinder	**200609S**

Open-case mortice lock operating with European profile cylinder.
PAINTED GOLD STEEL FOREND PLATE with **SQUARE EDGE**. Two 10 mm. throws. Reversible latchbolt.
Handle follower mm. 8. Striking plate, 2 escutcheons, fixing screws.

Backset mm. 40 - without cylinder	**200406F**
Backset mm. 45 - without cylinder	**200456F**

Other versions

CODE			
Art.	Size	Finish	Cylinder
200	**xx**	**3** chrome steel	**S** without cylinder
		6 paint gold steel	**F** without cylinde
		9 nickel brass	

Code

Infilare 200 - Mortice locks

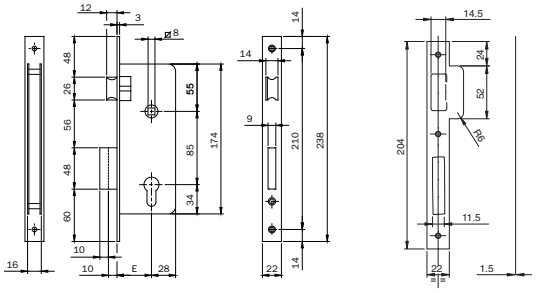

Open-case mortice lock operating with European profile cylinder.
STEEL BRASSED FOREND PLATE with **SQUARE EDGE**. Two 10 mm. throws. Reversible latchbolt. Handle follower mm. 8.
Supplied with cylinder, striking plate, 2 escutcheons, fixing screws.

Backset mm. 50 cylinder mm. 60 art 820830307	**200501E860H**
Backset mm. 50 cylinder mm. 70 art 820830407	**200501E87AH**
Backset mm. 50 cylinder mm. 70 art 820930407 DIN 30°	**200501E97AH**
Backset mm. 70 cylinder mm. 60 art 820830307	**200701E860H**

Open-case mortice lock operating with European profile cylinder.
STEEL CHROMED FOREND PLATE with **SQUARE EDGE**. Two 10 mm. throws. Reversible latchbolt. Handle follower mm. 8.
Supplied with cylinder, striking plate, 2 escutcheons, fixing screws

Backset mm. 50 cylinder mm. 70 art 820830409	**200503E87AH**
Backset mm. 50 cylinder mm. 70 art 820930409 DIN 30°	**200503E97AH**

Open-case mortice lock operating with European profile cylinder.
STEEL GOLD PAINTED FOREND PLATE with **SQUARE EDGE**. Two 10 mm. throws. Reversible latchbolt. Handle follower mm. 8.
Supplied with cylinder, striking plate, 2 escutcheons, fixing screws.

Backset mm. 40 cylinder mm. 60 art 820830307	**200406E860H**
Backset mm. 40 cylinder mm. 70 art 820830407	**200406E87AH**
Backset mm. 45 cylinder mm. 60 art 820830307	**200456E860H**
Backset mm. 45 cylinder mm. 70 art 820830407	**200456E87AH**
Backset mm. 45 cylinder mm. 70 art 820835357	**200456E870H**
Backset mm. 50 cylinder mm. 60 art 820830307	**200506E860H**
Backset mm. 50 cylinder mm. 70 art 820830407	**200506E87AH**
Backset mm. 50 cylinder mm. 70 art 820930407 DIN 30°	**200506E97AH**
Backset mm. 60 cylinder mm. 60 art 820830307	**200606E860H**

Open-case mortice lock operating with European profile cylinder.
SATIN STEEL GOLD PAINTED FOREND PLATE with **SQUARE EDGE**. Two 10 mm. throws. Reversible latchbolt. Handle follower mm. 8.
Supplied with cylinder, striking plate, 2 escutcheons, fixing screws.

Backset mm. 40 cylinder mm. 60 art 820830307	**200406H860H**
Backset mm. 45 cylinder mm. 60 art 820830307	**200456H860H**

Other versions

CODE					
Art.	Size	Finish		DIN cylinder	Cylinder
200	**xx**	**1** brassed steel	**E**	**8** (straight)	**60H** 30 x 30
		3 chrome steel		**9** (30°)	**7AH** 30 x 40
		6 painted gold steel			

Code

Infilare 200 - Mortice locks

Cylinder and striking plate
to be ordered separately

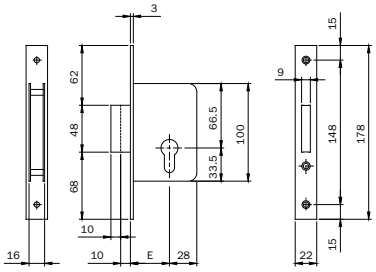

Open-case mortice lock operating with European profile cylinder. **PAINTED GOLD STEEL FOREND PLATE**
with **SQUARE EDGE**. Two 10 mm. throws. Version with deadbolt only. 2 escutcheons. Fixing screws.

Backset mm. 40	**201406**
Backset mm. 45	**201456**
Backset mm. 50	**201506**
Backset mm. 60	**201606**

Striking plate to be
ordered separately

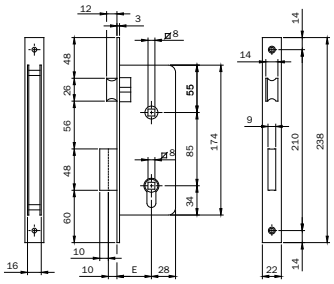

Open-case mortice lock operating with European profile cylinder. **STEEL BRASSED FOREND PLATE**
with **SQUARE EDGE**. Two 10 mm. throws. Version with deadbolt only. 2 escutcheons. Fixing screws.

Backset mm. 45	**221451**

Open-case mortice lock operating with European profile cylinder. **STEEL CHROMED FOREND PLATE**
with **SQUARE EDGE**. Two 10 mm. throws. Version with deadbolt only. 2 escutcheons. Fixing screws.

Backset mm. 50	**221503**

Open-case mortice lock operating with European profile cylinder. **PAINTED GOLD STEEL FOREND PLATE**
with **SQUARE EDGE**. Two 10 mm. throws. Version with deadbolt only. 2 escutcheons. Fixing screws.

Backset mm. 45	**221456**
Backset mm. 50	**221506**

Code

Infilare 200 - Mortice locks

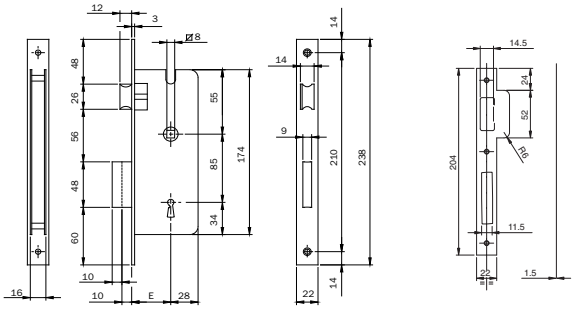

Open-case mortice lock operating with bit key. **STEEL BRASSED FOREND PLATE**
with **SQUARE EDGE**. Two 10 mm. throws. Reversible latchbolt. Handle follower mm. 8.
Center distance between handle follower and key mm.85. 2 keys, striking plate, fixing screws.

Backset mm. 40	**250401**
Backset mm. 45	**250451**

Open-case mortice lock operating with bit key. **STEEL CHROMED FOREND PLATE**
with **SQUARE EDGE**. Two 10 mm. throws. Reversible latchbolt. Handle follower mm. 8.
Center distance between handle follower and key mm.85. 2 keys, striking plate, fixing screws.

Backset mm. 40	**250403**

Open-case mortice lock operating with bit key. **PAINTED GOLD STEEL FOREND PLATE**
with **SQUARE EDGE**. Two 10 mm. throws. Reversible latchbolt. Handle follower mm. 8.
Center distance between handle follower and key mm.85. 2 keys, striking plate, fixing screws.

Backset mm. 40	**250406**
Backset mm. 45	**250456**

Open-case mortice lock operating with bit key. **POLISHED AND PAINTED BRASS FOREND PLATE**
with **SQUARE EDGE**. Two 10 mm. throws. Reversible latchbolt. Handle follower mm. 8.
Center distance between handle follower and key mm.85. 2 keys, striking plate, fixing screws.

Backset mm. 40	**25040L**

Other versions

CODE		
Art.	Size	Finish
250	**xx**	**1** brassed steel
		3 chrome steel
		6 paint gold steel
		L polished

Code

Infilare 200 - Mortice locks



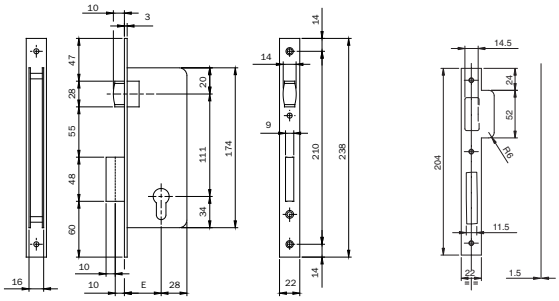

Open-case mortice lock operating with European profile cylinder. **BRASS-PLATED STEEL FOREND PLATE**
with **ROUND EDGE**. Two 10 mm. throws. Adjustable roller.
Supplied with cylinder, striking plate, 2 escutcheons, fixing screws.

Backset mm. 50 cylinder mm. 70 art 820830407	**280501E87AH**
Backset mm. 50 cylinder mm. 70 art 820930407 DIN 30°	**280501E97AH**

Open-case mortice lock operating with European profile cylinder. **STEEL CHROMED FOREND PLATE**
with **ROUND EDGE**. Two 10 mm. throws. Adjustable roller.
Supplied with cylinder, striking plate, 2 escutcheons, fixing screws.

Backset mm. 50 cylinder mm. 70 art 820830409	**280503E87AH**
Backset mm. 50 cylinder mm. 70 art 820930409 DIN 30°	**280503E97AH**

Open-case mortice lock operating with European profile cylinder. **PAINTED GOLD STEEL FOREND PLATE**
with **ROUND EDGE**. Two 10 mm. throws. Adjustable roller. 2
Supplied with cylinder, striking plate, 2 escutcheons, fixing screws.

Backset mm. 40 cylinder mm. 60 art 820830307	**280406E860H**
Backset mm. 45 cylinder mm. 60 art 820830307	**280456E860H**

Other versions

CODE					
Art.	Size	Finish		DIN cylinder	Cylinder
280	**xx**	**1** brassed steel	**E**	**8** (straight)	**60H** 30 x 30
		3 chrome steel		**9** (30°)	**7AH** 30 x 40
		6 painted gold steel			

Code

Portoncino - Rim locks

Key blank
020259

Rim lock for wooden frames, with internal knob and external detached cylinder, separate latchbolt with internal rod and external deadlocking by key. **3 KEYS**. Keep, screws. (key blank 020259)

2-throw deadbolt. Backset mm. 40 - **RIGHT-HAND**	**401402**
2-throw deadbolt. Backset mm. 50 - **RIGHT-HAND**	**401502**
3-throw deadbolt. Backset mm. 60 - **RIGHT-HAND**	**401603**
3-throw deadbolt. Backset mm. 70 - **RIGHT-HAND**	**401703**
2-throw deadbolt. Backset mm. 40 - **LEFT-HAND**	**402402**
2-throw deadbolt. Backset mm. 50 - **LEFT-HAND**	**402502**
3-throw deadbolt. Backset mm. 60 - **LEFT-HAND**	**402603**
3-throw deadbolt. Backset mm. 70 - **LEFT-HAND**	**402703**

Key blank
020259

Rim lock for wooden frames, with internal knob and fixed external cylinder D mm. 26x50, separate latchbolt with internal rod and external deadlocking by key. **3 KEYS**. Keep, escutcheons. (key blank 020259)

2-throw deadbolt. Backset mm. 40 - **RIGHT-HAND**	**411402**
2-throw deadbolt. Backset mm. 50 - **RIGHT-HAND**	**411502**
3-throw deadbolt. Backset mm. 60 - **RIGHT-HAND**	**411603**
3-throw deadbolt. Backset mm. 70 - **RIGHT-HAND**	**411703**
2-throw deadbolt. Backset mm. 40 - **LEFT-HAND**	**412402**
2-throw deadbolt. Backset mm. 50 - **LEFT-HAND**	**412502**
3-throw deadbolt. Backset mm. 60 - **LEFT-HAND**	**412603**
3-throw deadbolt. Backset mm. 70 - **LEFT-HAND**	**412703**

Code

Portoncino - Rim locks

Rim lock for wooden frames, with internal cylinder and fixed external cylinder D mm. 26x50, separate latchbolt with internal rod and external deadlocking by key. **3 KEYS**. Keep, escutcheons. (key blank 020259)
PACKAGING: 30-PIECE BOX.

Key blank 020259

2-throw deadbolt. Backset mm. 40 - **RIGHT-HAND**	**431402E**
2-throw deadbolt. Backset mm. 50 - **RIGHT-HAND**	**431502E**
3-throw deadbolt. Backset mm. 60 - **RIGHT-HAND**	**431603E**
3-throw deadbolt. Backset mm. 70 - **RIGHT-HAND**	**431703E**
2-throw deadbolt. Backset mm. 40 - **LEFT-HAND**	**432402E**
2-throw deadbolt. Backset mm. 50 - **LEFT-HAND**	**432502E**
3-throw deadbolt. Backset mm. 60 - **LEFT-HAND**	**432603E**
3-throw deadbolt. Backset mm. 70 - **LEFT-HAND**	**432703E**

Rim lock for wooden frames, with internal cylinder and external detached cylinder, separate latchbolt with internal rod and external deadlocking by key. **3 KEYS**. Keep, screws. (key blank 020259)
PACKAGING: 30-PIECE BOX.

Key blank 020259

2-throw deadbolt. Backset mm. 50 - **RIGHT-HAND**	**421502E**
3-throw deadbolt. Backset mm. 60 - **RIGHT-HAND**	**421603E**
3-throw deadbolt. Backset mm. 70 - **RIGHT-HAND**	**421703E**
2-throw deadbolt. Backset mm. 50 - **LEFT-HAND**	**422502E**
3-throw deadbolt. Backset mm. 60 - **LEFT-HAND**	**422603E**
3-throw deadbolt. Backset mm. 70 - **LEFT-HAND**	**422703E**

Code

Ferroglietto - Rim locks

Key blank
020259

Rim lock for wooden frames, with internal unlatching knob and **EXTERNAL DETACHED CYLINDER**,
3 KEYS. **7-THROW LATCHBOLT + BUILT-IN DEADBOLT**. Keep, screws. (key blank 020259)

Backset mm. 40	**320407**
Backset mm. 50	**320507**
Backset mm. 60	**320607**

Key blank
020259

Rim lock for wooden/iron frames, with internal **UNLATCHING KNOB AND EXTERNAL FIXED CYLINDER** D mm. 26x50
3 KEYS. 5-THROW DEADBOLT+BUILT-IN DEADBOLT. Keep, escutcheons. (key blank 020259)
Keep, escutcheon. (chiave grezza 020259)

Backset mm. 40	**330405**
Backset mm. 50	**330505**
Backset mm. 60	**330605**

Rim lock for wooden/iron frames, with internal unlatching knob and external **FIXED CYLINDER** D mm. 26x50
3 keys. **7-THROW DEADBOLT+BUILT-IN DEADBOLT**. Keep, escutcheons. (key blank 020259)

Backset mm. 40	**330407**
Backset mm. 50	**330507**
Backset mm. 60	**330607**

Key blank
020259

Rim lock for wooden/iron frames, with knob to unlock the internal latchbolt and external fixed cylinder D mm 26 x 50,
3 KEYS. **6-THROW LATCHBOLT + BUILT-IN DEADBOLT**. Keep, escutcheons. (key blank ref. N. 020259)

Backset mm. 60	**310606E**

Key blank
020259

Rim lock for wooden/iron frames, with knob to unlock the internal latchbolt and external fixed cylinder D mm 26 x 50,
3 KEYS. **5-THROW LATCHBOLT + BUILT-IN DEADBOLT**. Packed in nylon bags.
(key blank ref. N. 020259)

Backset mm. 50	**315505**
Backset mm. 60	**315605**

SWISSDOOR
DØRTEKNIK FOR PROFESSIONELLE

Locks for metal frames

ISEO

SWiSSDOOR
DØRTEKNIK FOR PROFESSIONELLE

Locks for metal frames

Multiblindo

To adopt MULTIBLINDO, together with ISEO's cylinders range, means adding an extremely high standard of security to the doors. MULTIBLINDO's security features include:
- steel lock case, closed on all sides;
- reinforced bolts with carbon-nitrite steel layers for high cut and drill protection;
- new bolt system (patent pending) prevents cracking (fig. 2,3,4);
- external forces applied on one of the bolts have no effect on the other two, which means that any eventual cracking attempts would have to be repeated separately.

ISTITUTO GIORDANO

RAPPORTO DI PROVA N. 128998

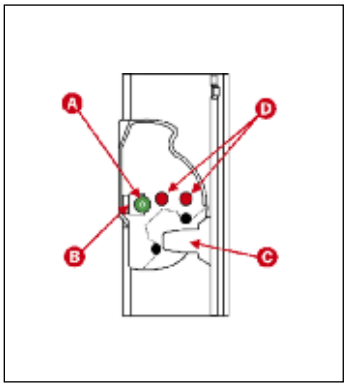

A) Dead bolt fulcrum pin

B) Programmed breaking point

C) Security pins

D) Movement transmission and bolt locking rod

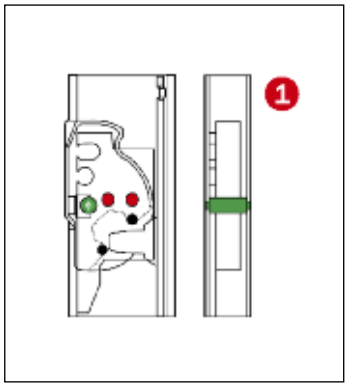

Open lock

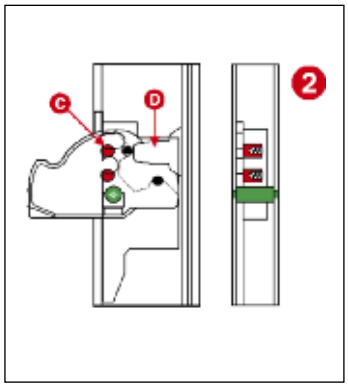

Closed lock.
Blocking is ensured by element "D", which opposes the bolt and secures it against the back wall of the lock case.
Pins "C" are not operating.

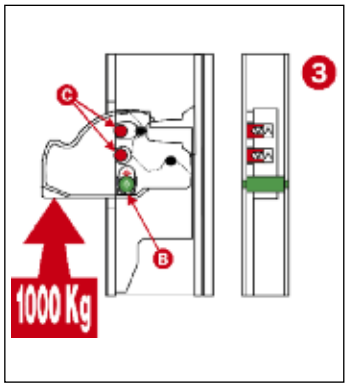

By appling an upwards force, equivalent to one metric ton, breacking point "B" yields letting pins "C" insert themselves into their respective spaces in the plate consolidated to the lock case. The dead bolt and the case fundamentally become one single body

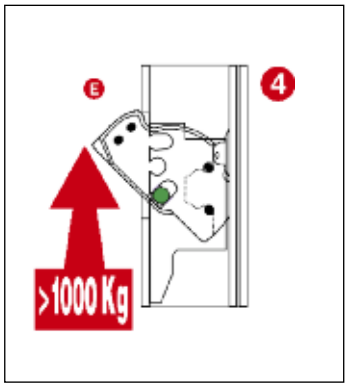

The bolt can no longer re-enter the lock case when its rotation axis is moved, as it interferes with the forend plate "E".

Multiblindo

The door fitted with a Multiblindo lock and tested by the **German Institute IFT ROSENHEIM**, passed **CLASS 3 test according to EUROPEAN STANDARD DIN V ENV 1627:1999**

Kurzbericht

Widerstandsklasse 3 nach DIN V ENV 1627 : 1999

CLASS 3

Additional Certifications

Nachweis

Nachweis

Code

Multiblindo

MULTIBLINDO mortice lock for metal frames, **3-POINT LOCKING**, **MODULAR**, **ROTATING LATCHBOLT**.
Central lock, handle follower centre distance mm. 92, operating with European profile cylinder.
Forend plate with holes for additional deviators. Rotating latchbolt,
mm. 27 throw with antidrill/anticut cover plates in carbonitrided steel.
Supplied with reversible and adjustable deadbolt. The deadbolt can be replaced with roller or cap
for deadlocking only. Deadbolt/roller retainer by key or mm. 8 handle follower.
Built-in connecting rods between lock and deviators. 2 nylon end blocks for U-version.
Fixing screws. Instructions sheet.

Accessories to be ordered separately:
Rotating latchbolt deviator - ref. N. 790330000
Rotatng hook deviator - ref. N. 790340000
Lower-locking deviator - ref. N. 790310000
Lower-locking deviator - ref. N. 790320000
Modular roller for deadbolt hole - ref. N.. 040801/2/3/4
Modular cap for deadbolt hole - ref. N.. 040810
Cylinder escutcheon - ref. N.. 040809
Antidrill plate - ref. N. 040805. 25/30/35/40
Striking plates **(See Striking Plates Section)**

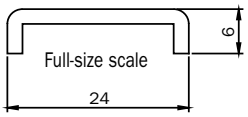

U-forend mm. **2300 x 24 x 6** in **stainless steel**. Backset mm. 25	**799100252**
U-forend mm. **2300 x 24 x 6** in **stainless steel**. Backset mm. 30	**799100302**
U-forend mm. **2300 x 24 x 6** in **stainless steel**. Backset mm. 35	**799100352**
U-forend mm. **2300 x 24 x 6** in **stainless steel**. Backset mm. 40	**799100402**

Code

Multiblindo

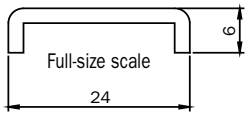

U-forend mm. **1860 x 24 x 6** in **stainless steel**. Backset mm. 25	**799101252**
U-forend mm. **1860 x 24 x 6** in **stainless steel**. Backset mm. 30	**799101302**
U-forend mm. **1860 x 24 x 6** in **stainless steel**. Backset mm. 35	**799101352**
U-forend mm. **1860 x 24 x 6** in **stainless steel**. Backset mm. 40	**799101402**

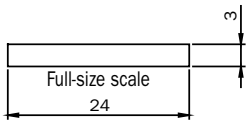

Flat forend mm. **2300 x 24 x 3** in **stainless steel**. Backset mm. 25	**799110252**
Flat forend mm. **2300 x 24 x 3** in **stainless steel**. Backset mm. 30	**799110302**
Flat forend mm. **2300 x 24 x 3** in **stainless steel**. Backset mm. 35	**799110352**
Flat forend mm. **2300 x 24 x 3** in **stainless steel**. Backset mm. 40	**799110402**

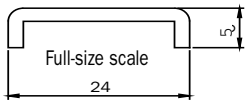

U-forend mm. **2300 x 24 x 5** in **stainless steel**. Backset mm. 25	**799130252**
U-forend mm. **2300 x 24 x 5** in **stainless steel**. Backset mm. 30	**799130302**
U-forend mm. **2300 x 24 x 5** in **stainless steel**. Backset mm. 35	**799130352**
U-forend mm. **2300 x 24 x 5** in **stainless steel**. Backset mm. 40	**799130402**

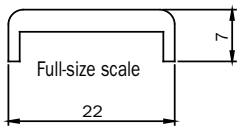

U-forend mm. **2300 x 22 x 7** in black painted ALUMINIUM. Backset mm. 25	**799150250**
U-forend mm. **2300 x 22 x 7** in black painted ALUMINIUM. Backset mm. 30	**799150300**
U-forend mm. **2300 x 22 x 7** in black painted ALUMINIUM. Backset mm. 35	**799150350**
U-forend mm. **2300 x 22 x 7** in black painted ALUMINIUM. Backset mm. 40	**799150400**

Code

Multiblindo



DEVIATOR FOR MULTIBLINDO, lower locking, to be applied on the modular forend.
M8 threaded square for tip bolt. Multi-faceted, anti-screw **TIP BOLT D 14 X 55** with threaded hole M 8,
tip length mm. 20. Antidust brass rod cap D 18. Screws and pins.
Accessories to be ordered separately:
Floor socket 040807

790310000



DEVIATOR FOR MULTIBLINDO, upper locking, to be applied on the modular forend.
M8 threaded square for tip bolt. Multi-faceted, anti-screw **TIP BOLT D 14 X 55** with threaded hole M 8,
tip length mm. 20. Zinc-plated plate and nylon tip-guiding spacer. Screws and pins.
Accessories to be ordered separately:
Upper striker 040806

790320000

DEVIATOR FOR MULTIBLINDO, lateral locking, to be applied on the modular forend. **ROTATING LATCHBOLT**
27 mm. throw with antidrill and anticut cover plates in carbonitrided steel. Screws.
Accessories to be ordered separately:
Striking plates **(See Striking Plates Section)**

790330000

DEVIATOR FOR MULTIBLINDO, lateral locking, to be applied on the modular forend. **ROTATING HOOK**, clearance
mm. 15,5 and mm. 26,5 throw with antidrill and anticut cover plates in carbonitrided steel
and translating latchbolt. Screws.
Accessories to be ordered separately:
Striking plates **(See Striking Plates Section)**

790340000

MODULAR ROLLER FOR MULTIBLINDO with nylon inserts: 1 for fixed striking plate, 1 for adjustable striking plate
To be fitted instead of deadbolt.

For lock Backset mm. 25	**040801**
For lock Backset mm. 30	**040802**
For lock Backset mm. 35	**040803**
For lock Backset mm. 40	**040804**

MODULAR CAP FOR MULTIBLINDO all backsets. In NYLON. To be fitted
instead of the deadbolt for latchbolty-only versions. Screw. **040810**

Code

Blindo

MULTIBLINDO mortice lock for metal frames, **3-POINT LOCKING**, modular, **ROTATING LATCHBOLT**.
Central lock, handle follower centre distance mm. 92, operating with European profile cylinder.
Rotating latchbolt, mm. 27 throw, with antidrill/anticut cover plates in carbonitrided steel.
Supplied with reversible and adjustable deadbolt. The deadbolt can be replaced with roller or cap for deadlocking only. Deadbolt/roller retainer by key or mm. 8 handle follower. Cylinder screw.
2 nylon end blocks for U-version. Instructions sheet.

Accessories to be ordered separately:
Striking plates **(See Striking Plates Section)**
Modular roller for latchbolt hole - ref. N. 040801/2/3/4
Cylinder escutcheon - ref. N. 040809
Antidrill plate - ref. N. 040805. 25/30/35/40

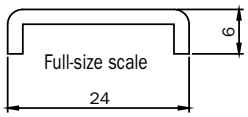

U-forend mm. **326 x 24 x 6** in **STAINLESS STEEL**. Backset mm. 25	**791100252**
U-forend mm. **326 x 24 x 6** in **STAINLESS STEEL**. Backset mm. 30	**791100302**
U-forend mm. **326 x 24 x 6** in **STAINLESS STEEL**. Backset mm. 35	**791100352**
U-forend mm. **326 x 24 x 6** in **STAINLESS STEEL**. Backset mm. 40	**791100402**

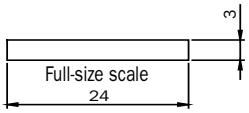

Flat forend mm. **326 x 24 x 3** in **STAINLESS STEEL**. Backset mm. 25	**791110252**
Flat forend mm. **326 x 24 x 3** in **STAINLESS STEEL**. Backset mm. 30	**791110302**
Flat forend mm. **326 x 24 x 3** in **STAINLESS STEEL**. Backset mm. 35	**791110352**
Flat forend mm. **326 x 24 x 3** in **STAINLESS STEEL**. Backset mm. 40	**791110402**

Code

Electa - electric lock, stainless steel forend mm 22

Electric mortice lock for metal frames, **LATERAL LOCKING**, **12V AC-DC**, operating with European-profile cylinder

Forend mm. **346 x 22 x 3** in **STAINLESS STEEL**. **SELF-LOCKING DEADBOLT ONLY**. Deadlocking by electric pulse, key or handle follower mm. 8. Separate loading spring. 2 escutcheons. Pair of forend spacers.
Fixing screws. Instructions sheet.

Accessories to be ordered separately:

Striking plates **(See Striking Plates Section)**

Backset mm. 25	**781702252**
Backset mm. 30	**781702302**
Backset mm. 35	**781702352**

Mortice lock for metal frames, **LATERAL LOCKING**, operating with European-profile cylinder.
Forend **290 x 22 x 3** in stainless **STEEL**. Rotating **LATCHBOLT** with mm. 24 throw. **SEPARATE REVERSIBLE AND ADJUSTABLE** deadbolt 10 to 15 mm. separato. Deadlocking by key or handle follower mm. 8. 2 escutcheons.
Pair of forend supports. Fixing screws. Instructions sheet.

Accessories to be ordered separately:

Striking plates **(See Striking Plates Section)**

Backset mm. 25	**781102252**
Backset mm. 30	**781102302**
Backset mm. 35	**781102352**

Code

Locks for metal frames

Open-case mortice lock for metal frames, operating with European-profile cylinder.
Forend mm. **238 x 22 x 3** in stainless **STEEL**. One 15 mm. throw. **REVERSIBLE DEADBOLT**.
Deadlocking by key or handle follower mm. 8. Cylinder, screw.

Backset mm. 20 with Nickel cylinder mm. 60, and striking plate	**741203H8609**
Backset mm. 25 with Nickel cylinder mm. 60, and striking plate	**741253H8609**
Backset mm. 30 with Nickel cylinder mm. 60, and striking plate	**741303H8609**
Backset mm. 35 with Nickel cylinder mm. 60, and striking plate	**741353H8609**
Backset mm. 25 with Nickel cylinder mm. 56 - **Two throws**	**747253C8569**
Backset mm. 30 with Nickel cylinder mm. 56 - **Two throws**	**747303C8569**
Backset mm. 35 with Nickel cylinder mm. 56 - **Two throws**	**747353C8569**
Backset mm. 30 with Brass cylinder mm. 60 - **Two throws**	**747306H860H**
Backset mm. 20 - Cylinder to be ordered separately	**741200**
Backset mm. 25 - Cylinder to be ordered separately	**741250**
Backset mm. 30 - Cylinder to be ordered separately	**741300**
Backset mm. 35 - Cylinder to be ordered separately	**741350**

Open-case mortice lock for metal frames, operating with European-profile cylinder.
Forend mm. **238 x 22 x 3** in stainless **STEEL**. One 15 mm. throw. **ADJUSTABLE ROLLER**. Cylinder, striking plate screw.

Backset mm. 20 with Nickel cylinder mm. 60 and striking plate	**743203H8609**
Backset mm. 25 with Nickel cylinder mm. 60 and striking plate	**743253H8609**
Backset mm. 30 with Nickel cylinder mm. 60 and striking plate	**743303H8609**
Backset mm. 35 with Nickel cylinder mm. 60 and striking plate	**743353H8609**
Backset mm. 25 with Nickel cylinder mm. 56 - **Two throws**	**748253C8569**
Backset mm. 30 with Nickel cylinder mm. 56 - **Two throws**	**748303C8569**
Backset mm. 35 with Nickel cylinder mm. 56 - **Two throws**	**748353C8569**
Backset mm. 20 - Cylinder to be ordered separately	**743200**
Backset mm. 25 - Cylinder to be ordered separately	**743250**
Backset mm. 30 - Cylinder to be ordered separately	**743300**
Backset mm. 35 - Cylinder to be ordered separately	**743350**

Code

Locks for metal frames

Open-case mortice lock for metal frames, operating with oval cylinder. One 9 mm. throw.
CHROME-PLATED STEEL forend. **LATCHBOLT** extended by 3 mm. **SEPARATE DEADBOLT** with deadlocking by handle follower mm. 8. Backset mm. 15. Cylinder screw.
COMPLETE WITH OVAL CYLINDER BRASS OR NICKEL PLATED 54 mm.
Accessories to be ordered separately:
Striking plate in chrome-plated steel - ref. N. 033013 - ref. N. 033014

Forend mm. **200 x 16 x 3**	**750151**
Forend mm. **200 x 20 x 3**	**750152**
Forend mm. **200 x 20 x 3**	**751152**

Open-case mortice lock for metal frames, operating with oval cylinder. One 9 mm. throw.
Chrome-plated **STEEL FOREND**. **LATCHBOLT** extended by 3 mm. **ADJUSTABLE ROLLER**.
Cylinder screw.
COMPLETE WITH OVAL CYLINDER NICKEL PLATED 54 mm.
Accessories to be ordered separately:
Striking plate in chrome-plated steel - ref. N. 033013 - ref. N. 033014

Forend mm. **200 x 16 x 3**	**753151**
Forend mm. **200 x 20 x 3**	**753152**

Open-case mortice lock for metal frames, operating with oval cylinder. One 9 mm. throw.
Forend in **CHROME-PLATED STTEL**. **LATCHBOLT FLUSH WITH FOREND**. Backset mm. 15. Cylinder screw.
COMPLETE WITH OVAL CYLINDER NICKEL PLATED 54 mm.
Accessories to be ordered separately:
Striking plate in chrome-plated steel - ref. N. 033013 - ref. N. 033014

Forend mm. **127 x 16 x 3**	**759151**
Forend mm. **127 x 20 x 3**	**759152**

Code

Locks for metal frames

Open-case mortice lock for metal frames, operating with oval cylinder. One 9 mm. throw.
Forend in **CHROME-PLATED STTEL**. **LATCHBOLT** extended by 3 mm. Backset mm. 15. Cylinder screw.
Cylinder screw
COMPLETE WITH OVAL CYLINDER NICKEL PLATED 54 mm.
Accessories to be ordered separately:
Striking plate in chrome-plated steel - ref. N. 033013 - ref. N. 033014

Forend mm. **127 x 16 x 3**	**761151**
Forend mm. **127 x 20 x 3**	**761152**

Open-case mortice lock for metal frames. **CHROME-PLATED** forend.
DEADLOCKING by handle follower mm. 8.
CYLINDER TO BEE ORDERED SEPARATELY
Accessories to be ordered separately:
Striking plate in chrome-plated steel - ref. N. 033013 - ref. N. 033014

Forend mm. **122 x 16 x 3**	**762001**
Forend mm. **122 x 20 x 3**	**762002**

Open-case mortice lock for metal frames. **CHROME-PLATED** forend.
ADJUSTABLE ROLLER.
CYLINDER TO BEE ORDERED SEPARATELY
Accessories to be ordered separately:
Striking plate in chrome-plated steel - ref. N. 033013 - ref. N. 033014

Forend mm. **122 x 16 x 3**	**764001**
Forend mm. **122 x 20 x 3**	**764002**

Code

Locks for metal frames

Open-case mortice lock for metal frames, operating with oval cylinder. 1 **BAYONET** throw 22 mm.
SEPARATE DEADLOCK with deadlocking by handle follower mm. 8. Backset mm. 20. Cylinder screw.
COMPLETE WITH OVAL CYLINDER NICKEL PLATED 54 mm.
Accessories to be ordered separately:
Chrome-plated striking plate - ref. N. 033091 - ref. N. 033092

Forend mm. **230 x 16 x 3** in **CHROME-PLATED STEEL**	**755201**
Forend mm. **230 x 20 x 3** in **CHROME-PLATED STEEL**	**755202**

Open-case mortice lock for metal frames, operating with oval cylinder. 1 **BAYONET** throw 22 mm.
ADJUSTABLE ROLLER. Backset mm. 20. Cylinder screw.
COMPLETE WITH OVAL CYLINDER NICKEL PLATED 54 mm.
Accessories to be ordered separately:
Chrome-plated steel striking plate - ref. N. 033091 - ref. N. 033092

Forend mm. **230 x 16 x 3** in **CHROME-PLATED STEEL**	**757201**
Forend mm. **230 x 20 x 3** in **CHROME-PLATED STEEL**	**757202**

Code

Locks for metal frames

Open-case mortice lock for metal frames, operating with oval cylinder. 1 **BAYONET** throw 22 mm.
Backset mm. 20. Cylinder screw.
COMPLETE WITH OVAL CYLINDER NICKEL PLATED 54 mm.
Accessories to be ordered separately:
Chrome-plated steel striking plate - ref. N. 033091 - ref. N. 033092

Forend mm. **230 x 16 x 3** in **CHROME-PLATED STEEL**	**767201**
Forend mm. **230 x 20 x 3** in **CHROME-PLATED STEEL**	**767202**

Open-case mortice lock for metal frames, operating with oval cylinder.
1 throw, with **HOOK CLEARANCE 6**, 18 mm. Backset mm. 20. Supplied with striking plate 033095.
Cylinder screw.
COMPLETE WITH OVAL CYLINDER NICKEL PLATED 54 mm.

Forend mm. **160 x 20 x 3** in **CHROME-PLATED STEEL**	**769202**

Open-case mortice lock for metal frames, with lift-proof pin, door operating with oval cylinder. 1 throw, **HOOK WITH CLEARANCE 6**, 18 mm. Backset mm. 20.
Supplied with striking plate 033095. Cylinder screw.
COMPLETE WITH OVAL CYLINDER NICKEL PLATED 54 mm.

Forend mm. **160 x 20 x 3** in **CHROME-PLATED STEEL**	**769212**

Code

2001 electric rim locks for gates

Key blank 020259

Electric rim lock, painted. **12V-15W AC**. Internal pushbutton, internal cylinder for pushbutton locking or for hold-open function, external fixed cylinder D 26 x 50. Self-locking latchbolt. Separate loading spring with adjustable force.3 keys. Adjustable keep. Escutcheon. Instructions sheet. (key blank ref. N. 020259).

Accessories to be ordered separately:

Lock plate and keep plate - ref. N. 052012

Backset mm. 50 - **RIGHT-HAND**	**520310505**
Backset mm. 60 - **RIGHT-HAND**	**520310605**
Backset mm. 70 - **RIGHT-HAND**	**520310705**
Backset mm. 80 - **RIGHT-HAND**	**520310805**
Backset mm. 50 - **LEFT-HAND**	**520320505**
Backset mm. 60 - **LEFT-HAND**	**520320605**
Backset mm. 70 - **LEFT-HAND**	**520320705**
Backset mm. 80 - **LEFT-HAND**	**520320805**

Key blank 020259

Electric rim lock, painted. **12V-15W AC**. Internal pushbutton. 2 throws operated by internal cylinder and fixed external cylinder D 26 x 50. Self-locking deadbolt with built-in loading spring with adjustable force. **3 KEYS**. Adjustable keep. Escutcheon. Instructions sheet. (key blank ref. N. 020259).

Accessories to be ordered separately:

Lock plate and keep plate - ref. N. 050012

Backset mm. 50 - **RIGHT-HAND**	**530210505**
Backset mm. 60 - **RIGHT-HAND**	**530210605**
Backset mm. 70 - **RIGHT-HAND**	**530210705**
Backset mm. 80 - **RIGHT-HAND**	**530210805**
Backset mm. 50 - **LEFT-HAND**	**530220505**
Backset mm. 60 - **LEFT-HAND**	**530220605**
Backset mm. 70 - **LEFT-HAND**	**530220705**
Backset mm. 80 - **LEFT-HAND**	**530220805**

Code

2001 electric rim locks for gates

Key blank
020259

RIGHT-HAND electric rim lock, painted. **12V-15W AC**. Internal cylinder and external fixed cylinder D 26 x 50.
Self-locking deadbolt. Separate loading spring with adjustable force. **3 KEYS**. Adjustable keep.
Escutcheon. Instructions sheet. (key blank ref. N. 020259). Supplied with protective backplate and keep plate.
(key blank ref. N. 020259)

Backset mm. 50 - **RIGHT-HAND**	**525010505**
Backset mm. 60 - **RIGHT-HAND**	**525010605**
Backset mm. 70 - **RIGHT-HAND**	**525010705**
Backset mm. 80 - **RIGHT-HAND**	**525010805**

Backset mm. 50 - **LEFT-HAND**	**525020505**
Backset mm. 60 - **LEFT-HAND**	**525020605**
Backset mm. 70 - **LEFT-HAND**	**525020705**
Backset mm. 80 - **LEFT-HAND**	**525020805**

Elettrica 500

Key blank
020259

RIGHT- OR LEFT-HAND electric rim lock, painted. **12V-15W AC**. Internal cylinder and external fixed cylinder D 26 x 50.
Self-locking deadbolt. Built-in loading spring with adjustable force. **3 KEYS**. Adjustable keep.
Escutcheon. Instructions sheet. (key blank ref. N. 020259).
Accessories to be ordered separately:
Lock backplate and keep plate ref. N. 050010

Backset mm. 50	**500500**
Backset mm. 60	**500600**
Backset mm. 70	**500700**
Backset mm. 80	**500800**

Key blank
020259

RIGHT- OR LEFT-HAND electric rim lock, painted. **12V-15W AC**. Internal pushbutton and external fixed cylinder D 26 x 50.
Self-locking deadbolt. Built-in loading spring with adjustable force. **3 KEYS**. Adjustable keep.
Escutcheon. Instructions sheet. (key blank ref. N. 020259).

Backset mm. 50	**510500**
Backset mm. 60	**510600**
Backset mm. 70	**510700**
Backset mm. 80	**510800**

Code

Locks for shutters and garage doors

Shutter lock. Horizontal **CENTRAL** installation. Painted case. Zinc-plated latchbolts, one throw mm. 25.
ROD-CONNECTING PINS D mm. 9 x 8. Round cylinder D mm. 25 protruding by 10 mm. from the lock case,
2 CENTRAL-PROFILE KEYS. (key blank ref. N. 020409)
Accessories to be ordered separately:
U-bolts without blades - ref. N. 010004
U-bolts with blades - ref. N. 010005

641010

Shutter lock. Horizontal **CENTRAL** installation. Painted case. Zinc-plated latchbolts, each with
2 THREADED HOLES D 7 FOR RODS CONNECTION, one throw mm. 25.
Round cylinder D mm. 25 protruding by 10 mm. from the lock case,
2 CENTRAL-PROFILE KEYS. (key blank ref. N. 020409). 2 pins.
Accessories to be ordered separately:
U-bolts without blades - ref. N. 010004
U-bolts with blades - ref. N. 010005

641014

Shutter gate. **VERTICAL** installation. Painted case. Zinc-plated **LATCHBOLT** with **PIN D MM. 9 X 8 FOR ROD CONNECTION**. 1 throw mm. 25 with handle, handle follower mm. 8, handle unlocked by round cylinder D mm. 25 from outside and by lever from inside. Cylinder protruding from lock case.
2 STANDARD-PROFILE KEYS. (key blank ref. N. 020259)
Accessories to be ordered separately:
U-bolts without blades - ref. N. 010004
U-bolts with blades - ref. N. 010005

cylinder projection mm.14	**643150**
cylinder projection mm.30	**643300**

SWISSDOOR
DØRTEKNIK FOR PROFESSIONELLE

Electric strikers

ISEO

SWiSSDOOR
DØRTEKNIK FOR PROFESSIONELLE

Electric strikers

Code

Match Radiale

* DC: max. power supply time 10 seconds

Electric striker with closed **REVERSIBLE** striking plate, satin **STAINLESS STEEL**,
flat forend mm. **250X25X3**, for locks 78*-96*7-96*9-98.
Can be used with electric strikers series 0400*0 and 0401*0.
AUTOMATIC-UNLATCHING VERSION AFTER ELECTRIC PULSE, with hold-open lever.

Voltage: **6-12V. AC/DC*** Absorption: da 0,5 a 1,5 A. with nylon case	**5661900**

* DC: max. power supply time 10 seconds

Electric striker without forend, **UNLATCHED AFTER ELECTRIC PULSE ONLY,** with hold-open lever.

Voltage: **6-12V. AC/DC*** Absorption: 0,5 to 1,5 A. **REVERSIBLE**.	**040010**
Voltage: **24V. AC/DC*** Absorption: 0,5 A. **REVERSIBLE**	**040050**

FOR PANIC EXIT DEVICES

* DC: Maximum power supply time 10 seconds

Electric striker for panic exit devices **"BASE** and **PUSH"**. **OPENING WITH PERMANENT RELEASE**
by electri pulse. Suitable for PVC, wooden and aluminium frames, both coplanar and with rebate up to 24 mm.
Not suitable for fire doors.
Power supply **12V. AC 15W**.

Painted black	**5680000**
Painted grey	**5680003**
Painted white	**5680004**

Electric striker for panic exit devices **"BASE** and **PUSH"**. **OPENING WITH LIMITED RELEASE**
(only during the electric pulse). Suitable for PVC, wooden and aluminium frames, both
coplanar and with rebate up to 24 mm. Not suitable for fire doors.
Power supply **24V AC 15W**.

Painted black	**5680020**
Painted grey	**5680023**
Painted white	**5680024**

Code

Match

Electric striker with flat forend, **STAINLESS STEEL** mm. **250x24x3**, **RIGHT- OR LEFT-HAND USE**, for mortice locks with translating latchbolt and deadbolt for aluminium frames, **PERMANENT UNLATCHING AFTER ELECTRIC PULSE**, with hold-open lever pin for automatic function. Voltage: **12V AC 15W** **5621830**

Electric striker with flat forend, **STAINLESS STEEL** mm. **160x24x3**, **RIGHT- OR LEFT-HAND USE**, for mortice locks for aluminium frames, **PERMANENT UNLATCHING AFTER ELECTRIC PULSE** with hold-open lever, pin for automatic function. Voltage: **12V AC 15W** **5611830**

Electric striker with flat forend, **PAINTED GOLD** mm. **160x24x3**, **RIGHT- OR LEFT-HAND USE,** for mortice locks for wooden frames, **PERMANENT UNLATCHING AFTER ELECTRIC PULSE,** with hold-open lever, pin for automatic function. Power supply **12V. AC 15W**. **5611850**

Electric striker with flat forend, **PAINTED GOLD** mm. **250x24x3**, **RIGHT- OR LEFT-HAND USE**, for mortice locks with translating deadbolt and latchbolt for wooden frames, **PERMANENT UNLATCHING AFTER ELECTRIC PULSE**, hold-open lever, pin for automatic function. Power supply **12V. AC 15W**. **5621850**

SWiSSDOOR
DØRTEKNIK FOR PROFESSIONELLE

IDEA.
Panic exit devices

ISEO

SWiSSDOOR
DØRTEKNIK FOR PROFESSIONELLE

Panic exit devices

Base-Inox

Push-Palmo

Base

Belvedere

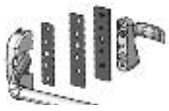

Push

Accessories and Strikers

Bolt-Inox

Pad-Inox

Bolt

Pad

Push-Bolt

Pad-Bolt Inox

Push-Tronic

Pad-Bolt

Push-Bar

Trim-Tronic

Palmo

Trim

CE 1121 NF EN1125/A1 ICIM

Products certifications

Iseo Serrature has been awarded by Warrington Certification Limited (WCL) the certificate of conformity with **EN 1125:1997 + A1 :2001 standard**. N. AA0003, allowing to apply the CE mark on panic exit devices, compulsory from 01/04/2003.
The Idea panic exit devices have already obtained the Voluntary Product Certification by an independent organisation, ICIM, as provided for in EN 1125: 1997.
The ICIM voluntary certification establishes stricter requirements than the CE mark.

Warrington
CERTIFICATION

EC CERTIFICATE OF CONFORMITY

Number: 1121 - CPD - AA0003

Panic Exit Devices "IDEA" Series as detailed on pages 2 and 3

ISEO Serrature S.p.a.
Via S. Girolamo 13, 25055 Pisogne (BS), Italy

3 7 6 1* 1 4 2 2 A

3 7 6 0 1 4 2 2 A

EN 1125:1997 + A1 :2001

Notified Certification Body: Warrington Certification Ltd

CE

Manager – Warrington Certification Ltd.

Warrington Certification Ltd., Holmesfield Road, Warrington, WA1 2DS, UK

Warrington
CERTIFICATION

EC CERTIFICATE OF CONFORMITY

Number: 1121 - CPD - AA0004

Panic Exit Devices "PUSH" Series as detailed on page 2

ISEO Serrature S.p.a.
Via S. Girolamo 13, 25055 Pisogne (BS), Italy

3 7 6 1* 1 4 2 2 B

3 7 6 0 1 4 2 2 B

EN 1125:1997 + A1 :2001

Notified Certification Body: Warrington Certification Ltd

CE

Manager – Warrington Certification Ltd.

Warrington Certification Ltd., Holmesfield Road, Warrington, WA1 2DS, UK

CE 1121 NF EN1125/A1 ICIM

Products certifications

SINCERT

CERTIFICAZIONE DEI PRODOTTI
PRODUCT CERTIFICATION

ICIM

CERTIFICATO N / CERTIFICATE no. 017AD/1

ISEO SERRATURE S.p.A.
Via San Girolamo, 13
PISOGNE (BS)

Via San Girolamo, 13 - 25035 PISOGNE (BS) Italia

DISPOSITIVI ANTIPANICO PER USCITE DI SICUREZZA AZIONATI MEDIANTE UNA BARRA ORIZZONTALE
PANIC EXIT DEVICES

serie IDEA con scrocco in zama mod.i 9410000*5, 9412000*5, 9414000*5, 9400*, 9433002*5, 9433113*5, 9435003*5, 9435113*5
Accessori mod.i 9410001*05, 9410003*05, 9410006*, 9410009*, 9410011*, 9410012*, 9410010*, 9410040, 9410042, 9410050, 9410052, 9491*, 9492*, 9410030*, 9410090*, 9412201*05, 9410203*05, 9410204*05, 9410060, 9410070, 9410013*, 9410014*, 9410015*, 9402193*, 9401100*, 9401200*, 9401300*, 9401400*, 9401500*, 9401100*T
Kit mod.i 9412003*5, 9413003*5, 9414003*5, 9416003*5, 9416003*6, 9417003*5

EN 1125:97 + A1:01 70R010

BS EN 1125, DIN EN 1125, NF EN 1125, UNI EN 1125, UNE EN 1125

| 3 | 7 | 6 | 0 | 1 | 4 | 2 | 2 | A |

AD0255
20/11/2001

07/03/2002
07/03/2006
06/03/2008

SINCERT

CERTIFICAZIONE DEI PRODOTTI
PRODUCT CERTIFICATION

ICIM

CERTIFICATO N / CERTIFICATE no. 018AD/1

ISEO SERRATURE S.p.A.
Via San Girolamo, 13
PISOGNE (BS)

Via San Girolamo, 13 - 25035 PISOGNE (BS) Italia

DISPOSITIVI ANTIPANICO PER USCITE DI SICUREZZA AZIONATI MEDIANTE UNA BARRA ORIZZONTALE
PANIC EXIT DEVICES

serie IDEA con scrocco in acciaio o autobloccaggio mod.i 9414000*4, 9432003*4, 9432113*5, 9433002*4, 9433113*4, 9435003*4, 9435113*4, 9436009*, 9436012*
Accessori mod.i 9410001*04, 9410003*04, 9491*, 9492*, 9410030*, 9410040*, 9410011*, 9410012*, 9410010*, 9410040, 9410042, 9410050, 9410052, 9412201*04, 9412204*04, 9410203*04, 9410204*04
Kit mod.i 9412003*4, 9413003*4, 9414003*4, 9416003*4, 9416003*6, 9417003*4, 9400030

EN 1125:97 + A1:01 70R010

BS EN 1125, DIN EN 1125, NF EN 1125, UNI EN 1125, UNE EN 1125

| 3 | 7 | 6 | 1 | 1 | 4 | 2 | 2 | A |

AD0255
20/11/2001

07/03/2002
07/03/2006
06/03/2008

SINCERT

CERTIFICAZIONE DEI PRODOTTI
PRODUCT CERTIFICATION

ICIM

CERTIFICATO N / CERTIFICATE no. 019AD/1

ISEO SERRATURE S.p.A.
Via San Girolamo, 13
PISOGNE (BS)

Via San Girolamo, 13 - 25035 PISOGNE (BS) Italia

DISPOSITIVI ANTIPANICO PER USCITE DI SICUREZZA AZIONATI MEDIANTE UNA BARRA ORIZZONTALE
PANIC EXIT DEVICES

serie IDEA con scrocco in acciaio inox o autobloccaggio mod. 9414000*24. Accessori mod.i 9410001*24, 9410003*24, 9409018, 9409020, 9410020*, 9410040*, 9410010, 9410120, 9410100, 9410040, 9410042, 9410050, 9410052, 9410201*24, 9410023*24, 9410204*24

EN 1125:97 + A1:01 70R010

BS EN 1125, DIN EN 1125, NF EN 1125, UNI EN 1125, UNE EN 1125

| 3 | 7 | 6 | 1 | 1 | 4 | 2 | 2 | A |

AD0255
20/11/2001

07/03/2002
07/03/2006
06/03/2008

SWISSDOOR
DØRTEKNIK FOR PROFESSIONELLE

Push-Tronic

Electronic device for panic and emergency exits with signalling led.

IDEA.

CE 1121 NF EN1125/A1 ICIM

Code

Push-Tronic

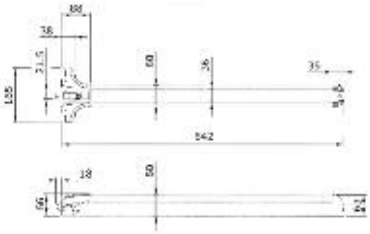

PUSH TRONIC, electronic panic exit device, **MODULAR**, suitable for panic or emergency exits.
CE-mark complying with EN 1125. Reversible. Designed to be used on panic exits
(the door opens immediately when pressing the bar).
Accessories to be ordered separately.

Length mm. 840, chassis and bar painted GREY	**944408433E**
Length mm. 840, chassis and bar painted WHITE	**944408444E**
Length mm. 840, chassis painted BLACK, bar painted BLACK	**944408455E**
Length mm. 840, chassis painted BLACK, bar painted RED	**944408458E**
Length mm. 840, chassis painted BLACK, bar painted GREEN	**944408459E**

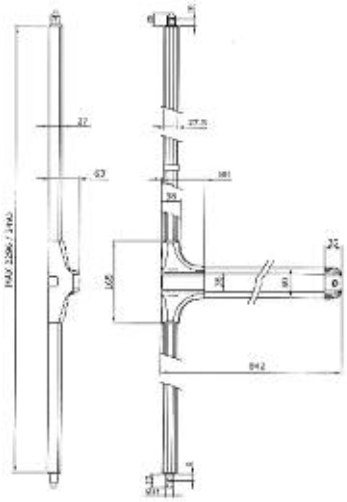

PUSH TRONIC push-bar for secondary wing, **only top/bottom vertical locking** with **BOLT SYSTEM**, suitable for panic or emergency exits. CE-mark complying with EN 1125. Reversible.
Designed to be used on panic exits ((the door opens immediately when pressing the bar).
To be used with PUSH TRONIC bar for main wing, **no to be installed on its own or with other mechanical panic-exit devices**.
Accessories to be ordered separately.

Length mm. 840, chassis and bar painted GREY, height mm. 2265	**944A08433E**
Length mm. 840, chassis and bar painted WHITE, height mm. 2265	**944A08444E**
Length mm. 840, chassis painted BLACK, bar painted BLACK, height mm. 2265	**944A08455E**
Length mm. 840, chassis painted BLACK, bar painted RED, height mm. 2265	**944A08458E**
Length mm. 840, chassis painted BLACK, bar painted GREEN, height mm. 2265	**944A08459E**

1121
NF EN1125/A1

Code

Trim-Tronic

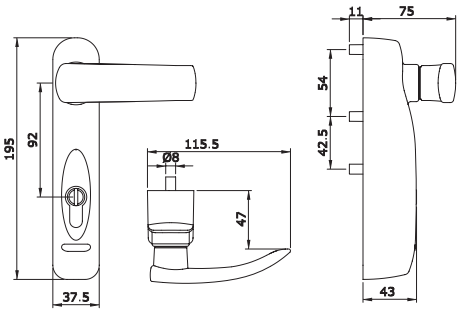

External electromechanical control for panic exit devices. Provided with **HANDLE** and European-profile **R6 CYLINDER** ref. n. 880930109. The **TRIM-TRONIC** external electromechanical device allows the remote control of entries from emergency or panic exits. It can be used in combination with mechanical devices and with Push-Tronic electronic devices. It can be installed both on right- and left-winged doors.
The cylinder allows handle enabling and disabling. The **2 leds** indicate the handle enabling status.
Handle enabled and disabled by remote electric pulse connected with cable (ref. n.94403020E - 944030030E) and connector whiich also transfers the power supply and signals handle status.
The remote electric controls are:
Pushbutton 1: handle enabled and disabled
Pushbutton 2: handle disabled, key disabled
The controls which can be given directly on TRIM-TRONIC through the key (only if it is enabled) are:
handle enabled - handle disabled
If the system is used with the **PUSH-TRONIC** panic exit device the handle can be enabled and disabled through the key of the cylinder installed in the bar.

painted grey	**94091003E**
painted white	**94091004E**
painted black	**94091005E**

Push-Tronic: application scheme for single leaf doors

9444084**E	●	●	●	●
94402055T		●		
94402095 94402105				●
94402065			●	
94402005 94402015		* ●	* ●	* ●
94011005T 94011015T 94012005T 94013005T 94014005T 94011005T 94011015T 94012005T 94091005E	* ○	* ○	* ○	* ○
944030**E	○	○	○	○

● = Necessary items (● ● = 2 pcs, ● ● ● = 3 pcs)
* = Choose one item only
○ = Optional items (○ ○ = 2 pcs, ○ ○ ○ = 3 pcs)

Push-Tronic: application scheme for double doors

9444084**E	●	●
944A084**E	●	●
94402065		●
94402005 94402015		* ●
94011005T 94011015T 94012005T 94013005T 94014005T 94011005T 94011015T 94012005T 94091005E	* ○	* ○
944030**E	○	○

● = Necessary items (● ● = 2 pcs, ● ● ● = 3 pcs)
* = Choose one item only
○ = Optional items (○ ○ = 2 pcs, ○ ○ ○ = 3 pcs)

CE 1121 NF EN1125/A1 ICIM

Base series: How to read the marking

Not suitable for use on fire/smoke doors	3	7	6	0	1	4	2	2	A
Suitable for use on fire/smoke doors	3	7	6	1	1	4	2	2	A
	Category of use	Durability	Door mass	Fire resistance	Life safety	Corrosion resistance	Security	Projection of bar	Type of bar operation

Field of use. There is only one category comprising a frequent use by the public or by other people lacking attention, i.e. when an accident or improper use are likely to happen.

Service life. There are 2 service life categories:
grade 6: 100,000 operations
grade 7: 200,000 operations

Door weight. There are two weight categories:
grade 5: up to 100 kg
grade 6: up to 200 kg

Fire resistance. There are two fire resistance categories:
grade 0 = not suitable for fire/smoke-resistant doors
grade 1 = suitable for fire/smoke-resistant doors

People's safety. There is only one category representing the max. grade, since panic exit devices must ensure people's safety.

Corrosion resistance. There are two categories as per prEN1670:
grade 3 = high resistance,
grade 4 = very high resistance.

Goods' safety. There is only one category representing the minimum grade since goods' safety must be considered secondary compared to people's safety.

Bar projection. There are 2 categories:
grade 1 = bar projection up to mm 150 (normal)
grade 2 = bar projection up to mm 100 (reduced)

Bar operation. There are 2 types of operations:
A = panic exit device operated by push rod (Idea)
B = panic exit device operated by contact rod (Push-Bar).

For further information please refer to EN1125:97+ A1:2001 standard.

1121
NF EN1125/A1

Warning

All panic exit devices of IDEA series are in conformity with the standard EN1125:97+A1:2001 (Exception for Pad series in conformity with EN 179 standard)

A Products suitable to be used for not smoke and fire doors.

Art. 9444084** - 9444117** - 9444130** - 9441084** - 9441117** - 9441053** - 9442084** - 9442117** - 9442073** - 9443084** - 9443117**
Art. 9440005* - 9440105*
Art. 9440006* - 9440106*
Art. 9440009* - 9440010* - 9440109* - 9440110*
Art. 9440205*
Art. 9440206*
Art. 9440209* - 9440210*
Art. 9440200* - 9440201*
Art. 5670000
Art. 9401100* - 9401200* - 9401300* - 9401400* - 9401500*

	ISEO Serrature S.p.A. Via S. Girolamo, 13 25055 - Pisogne - BS Italy										
1121 - AA0004								02			
EN1125:97+A1:2001	3	7	6	0	1	3	2	2	-	B	
Sostanze pericolose: nessuna											

B Products suitable to be used for smoke and fire doors too.

Art. 944408458T - 944411758T
Art. 94400055T
Art. 94402055T
Art. 9440200* - 9440201*
Art. 94011005T

	ISEO Serrature S.p.A. Via S. Girolamo, 13 25055 - Pisogne - BS Italy										
1121 - AA0004								02			
EN1125:97+A1:2001	3	7	6	1	1	4	2	2	-	B	
Sostanze pericolose: nessuna											

The field of application of these panic devices is limited to the following:

Max door mass	Max door heigth	Max door width	Operation temperature limits
200 Kg	**2500 mm**	**1300 mm**	**-20°C +100°C**

The a.m. limitation are those estabilished in the EN1125 standard when doors exceed one or more of these limitation, the panic exit devices not more within the scope of the EN1125 standard. So panic exit devices can not be certified in accordance to this standard. For doors with a mass up to 200 kg., a max. height up 3200 mm., a width up to 1500 mm., ISEO declares that panic exit device performances comply with this standard.

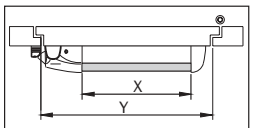

Fig. 1

The effective lenght (dimension X) of the bar shall be as near as possible to the effective width (dimension Y) of the door for which the device is intended, but never less than 60% (see Fig.1) these panic exit devices are not intended for use on double action (double swing) doors.

1121
NF EN1125/A1

Code

Base-Inox PVD finish - Inox

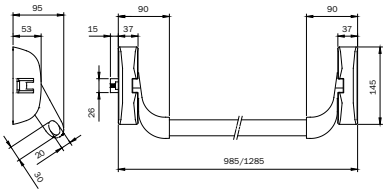

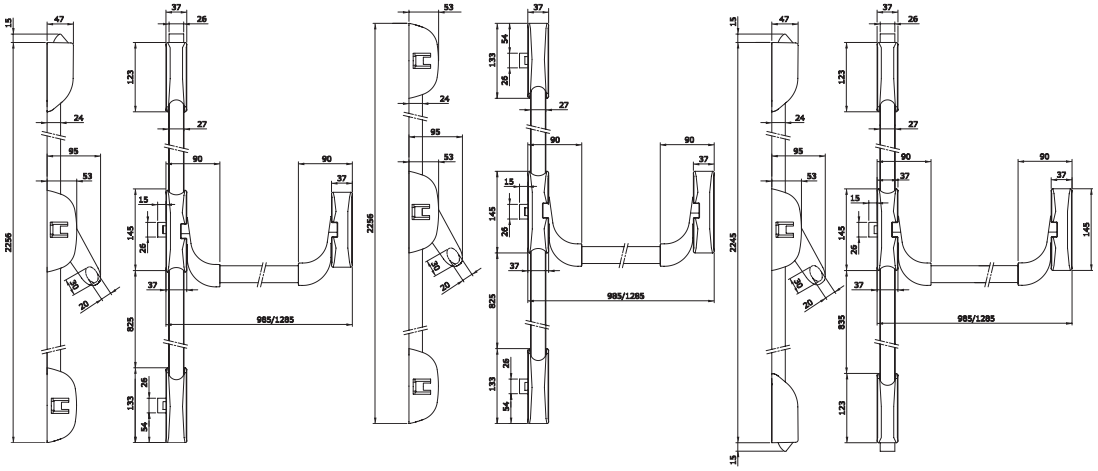

"BASE INOX" panic exit device, **MODULAR**, reversible, PVD - stainless steel finish. Pre-set for double and triple lateral locking. **SELF-LOCKING STEEL LATCH**, suitable for fire doors.
Stainless steel keep INOX 94100112. Two 94100042 stainless steel fixing plates. Pre-set for top-bottom rods.
Top/bottom caps. Nylon spacer for external control. Template. Assembly instructions.

To be ordered separately:

Stainless steel bar 9459**
Rods and covers 94100202 for doors 2400 mm.
Rods and covers 94100302 for doors 3400 mm.
Pair of steel latches 941020**24
External control 94011002T / 94012002T knob
External cylinder 859000857
Microswitch 94100060
Hold-open device 94100070
Electric striker 56800*0
Extended handle follower 947880
Kit of gaskets fire doors 94000030
Steel fixing plate for fire doors 94100040

9414000524

Base-Inox: application scheme for single leaf doors

9414000524	●	●	●	●	●	●	●
9410201524		●			●		
9410204524				●			●
9410203524			●			●	
945922 L = 1130 945932 L = 1330	* ●	* ●	* ●	* ●	* ●	* ●	* ●
94100202 94100302		* ●	* ●	* ●	* ●	* ●	* ●
56800** + 5680012	○		○ ○	○ ○		○ ○ ○	
94011002T 94021002							
94012002T	* ○	* ○	* ○	* ○	* ○	* ○	* ○
94091002E							
94100060	○	○	○	○	○	○	○
94100070	○	○	○	○	○	○	○

● = Necessary items (● ● = 2 pcs, ● ● ● = 3 pcs)
* = Choose one item only
○ = Optional items (○ ○ = 2 pcs, ○ ○ ○ = 3 pcs)

Base-Inox: application scheme for double doors

				unrebated unrebated
9414000524	● ●	● ●	● ●	● ●
9410201524	●	●	●	● ●
9410204524				
9410203524		●	●	
945922 L = 1130 945932 L = 1330	* ● ●	* ● ●	* ● ●	* ● ●
94100202 94100302	* ●	* ● ●	* ● ●	* ● ●
56800** + 5680012	○	○ ○	○ ○ ○	
94011002T 94021002 94012002T 94091002E	* ○	* ○	* ○	* ○
94100060	○ ○	○ ○	○ ○	○ ○
94100070	○ ○	○ ○	○ ○	○ ○

● = Necessary items (● ● = 2 pcs, ● ● ● = 3 pcs)
* = Choose one item only
○ = Optional items (○ ○ = 2 pcs, ○ ○ ○ = 3 pcs)

1121
NF EN1125/A1

Code

Base zamak latches

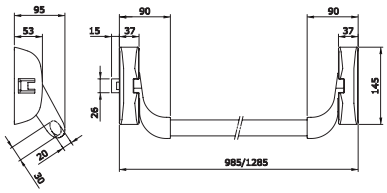

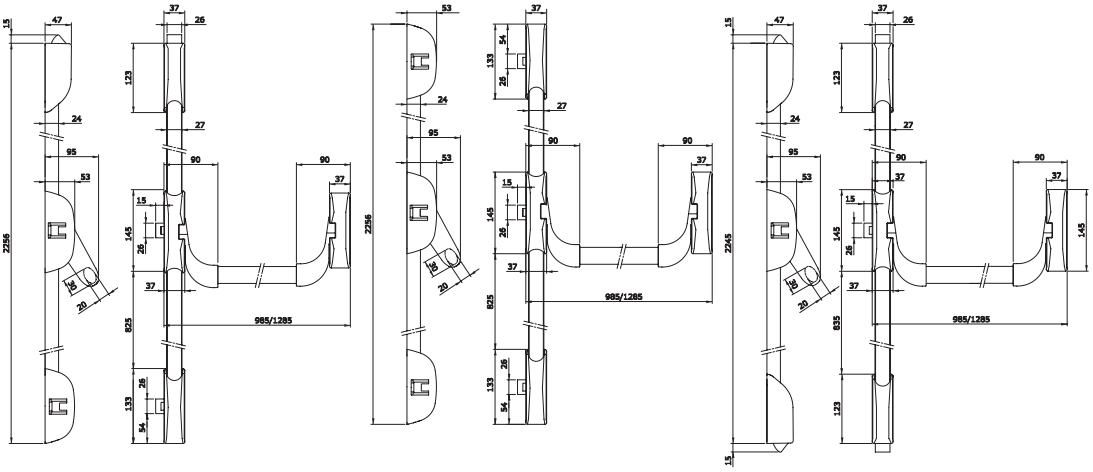

"BASE INOX" panic exit device, **MODULAR**, reversible. Painted black. Pre-set for double and triple lateral locking.
Zamak latch without self-locking function. Keep 94100110. Pre-set for top/bottom rods.
Caps for top/bottom holes. Nylon spacer for external control. Template. Assembly instructions.

To be ordered separately:

Bar 9459**
Rods and covers 94100205 for doors 2400 mm.
Rods and covers 94100305 for doors 3400 mm.
Pair of zamak latches 941020**05
External control 9401* +9402*
External cylinder 859000857
Microswitch 94100060
Hold-open kit 94100070
Electric striker 56800*0
Painted black **9414000505**

Base zamak latches: application scheme for single leaf doors

		(A)	(B)	(A)	(B)	(A)	(B)	(A)	(B)					
9411000505		●												
9412000505				●		●		●						
9414000505			●		●		●		●	●		●		●
9410201505				●						●				
9410204505								●						●
9410203505						●						●		
94591* L = 830 94592* L = 1130 94593* L = 1330		* ●		* ●		* ●		* ●		* ●		* ●		* ●
94100205 94100305				* ●		* ●		* ●		* ●		* ●		* ●
56800***		○				○ ○		○ ○				○ ○ ○		○ ○ ○
94011005T 94011015T 94012005T 94013005T 94014005T 94015005T 94011015T 94021005T	94011015T 94021025	* ○		* ○		* ○		* ○		* ○		* ○		* ○
94091005E														
94100060		○		○		○		○		○		○		○
94100040		○ ○		○ ○		○ ○		○ ○		○ ○		○ ○		○ ○
94100050				○ ○		○ ○		○ ○		○ ○		○ ○		○ ○
94100070		○		○		○		○		○		○		○

(A) (B) = Choice among proposed options as shown above

● = Necessary items (● ● = 2 pcs, ● ● ● = 3 pcs)

* = Choose one item only

○ = Optional items (○ ○ = 2 pcs, ○ ○ ○ = 3 pcs)

Base zamak latches: application scheme for double doors

										unrebated	unrebated
9411000505	(A)	(B)	(C)	(A)	(B)	(A)	(B)	(A)	(B)		
9412000505		●			● ●	●			● ●		
9414000505	●		● ●	● ●		●	● ●	● ●			
9410201505		●			●		●		● ●		
9410204505											
9410203505					●		●				
94591* L = 830 94592* L = 1130 94593* L = 1330		* ● ●			* ● ●		* ● ●		* ● ●		
94100205 94100305		* ●			* ● ●		* ● ●		* ● ●		
56800***		○			○ ○		○ ○ ○				
94011005T 94011015T 94012005T 94013005T 94014005T 94015005T 94011015T 94021005T 94011015T 94021025		* ○			* ○		* ○		* ○		
94091005E											
94100060		○ ○			○ ○		○ ○		○ ○		
94100040		○ ○ ○ ○			○ ○ ○ ○		○ ○ ○ ○		○ ○ ○ ○		
94100050		○ ○			○ ○ ○ ○		○ ○ ○ ○		○ ○ ○ ○		
94100070		○ ○			○ ○		○ ○		○ ○		

(A) (B) (C) = Choice among proposed options as shown above

● = Necessary items (● ● = 2 pcs, ● ● ● = 3 pcs)

* = Choose one item only

○ = Optional items (○ ○ = 2 pcs, ○ ○ ○ = 3 pcs)

1121
NF EN1125/A1

Code

Push

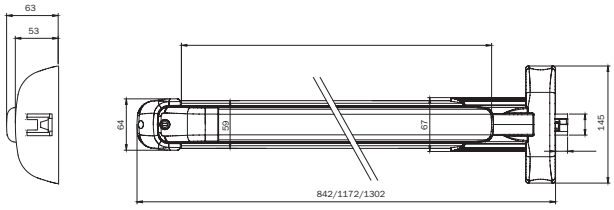

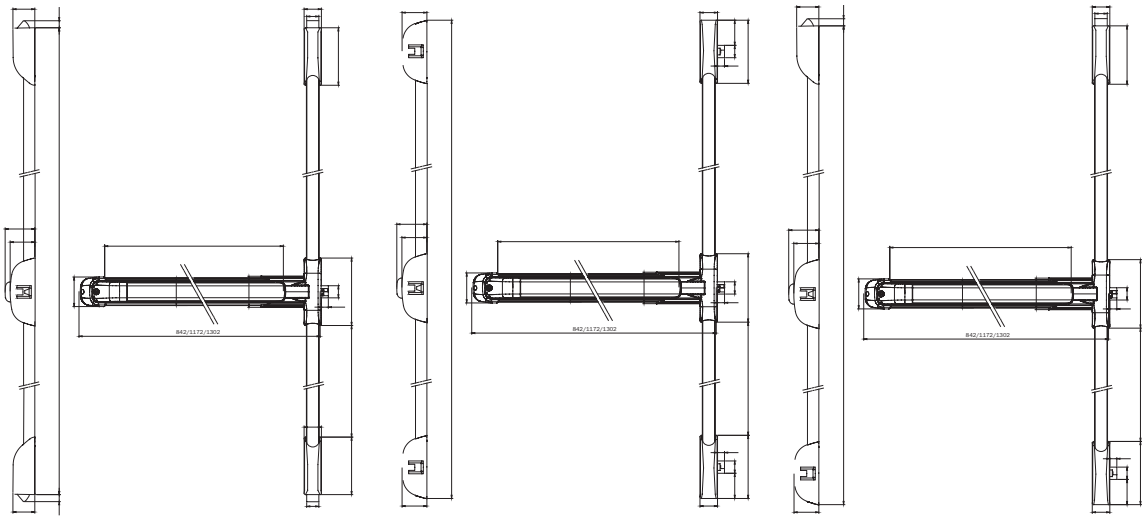

"PUSH" panic exit device, **MODULAR**, **REVERSIBLE**, pre-set for rods.
Length mm. 842 shortenable to mm. 330. Self-locking latch, suitable
for **FIRE DOORS**. Top/bottom hole caps. Lateral keep with spacers mm. 1-2-3.
Assembly instructions.

To be ordered separately:

Rods and covers 94100205 for doors 2400 mm.
Rods and covers 94100305 for doors 3400 mm.
Pair of steel latches 941020**04
External control 9401*+9402*
External cylinder 859000857
Microswitch 94200060
Electric striker 56800*0
Kit of gaskets for FIRE DOORS 94000030
Fixing plate for bar, FIRE DOORS 94100040
Fixing plate for latches, FIRE DOORS 94100050
Chassis painted BLACK and bar painted RED **942408458T**

Push: application scheme for single leaf doors

942411758T	●	●	●	●	●	●	●
9410201504		●			●		
9410204504				●			●
9410203504			●			●	
94100205 94100305		* ●	* ●	* ●	* ●	* ●	* ●
94011005T 94011015T 94012005T 94013005T 94014005T 94015005T 94011015T 94021005T 94011015T 94021025 94091005E	* ○	* ○	* ○	* ○	* ○	* ○	* ○
56800**	○		○ ○	○ ○		○ ○ ○	○ ○ ○
94200060	○	○	○	○	○	○	○
94100040	○	○	○	○	○	○	○
94100050		○ ○	○ ○	○ ○	○ ○	○ ○	○ ○

● = Necessary items (● ● = 2 pcs, ● ● ● = 3 pcs)
* = Choose one item only
○ = Optional items (○ ○ = 2 pcs, ○ ○ ○ = 3 pcs)

Push: application scheme for double doors

				unrebated / unrebated
942411758T	● ●	● ●	● ●	● ●
9410201504	●	●	●	● ●
9410204504				
9410203504		●	●	
94100205 94100305	* ●	* ● ●	* ● ●	* ● ●
94011005T 94011015T 94011015T 94021025 94012005T 94013005T 94014005T 94011005T 94011015T 94012005T 94091005E	* ○	* ○	* ○	* ○
56800**	○	○ ○	○ ○ ○	
94200060	○ ○	○ ○	○ ○	○ ○
94100040	○ ○	○ ○	○ ○	○ ○
94100050	○ ○	○ ○ ○ ○	○ ○ ○ ○	○ ○ ○ ○

● = Necessary items (● ● = 2 pcs, ● ● ● = 3 pcs)
* = Choose one item only
○ = Optional items (○ ○ = 2 pcs, ○ ○ ○ = 3 pcs)

1121
NF EN1125/A1

Code

Base steel latches

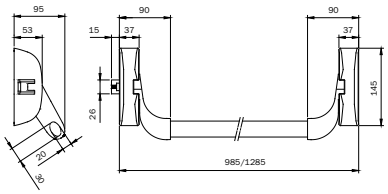

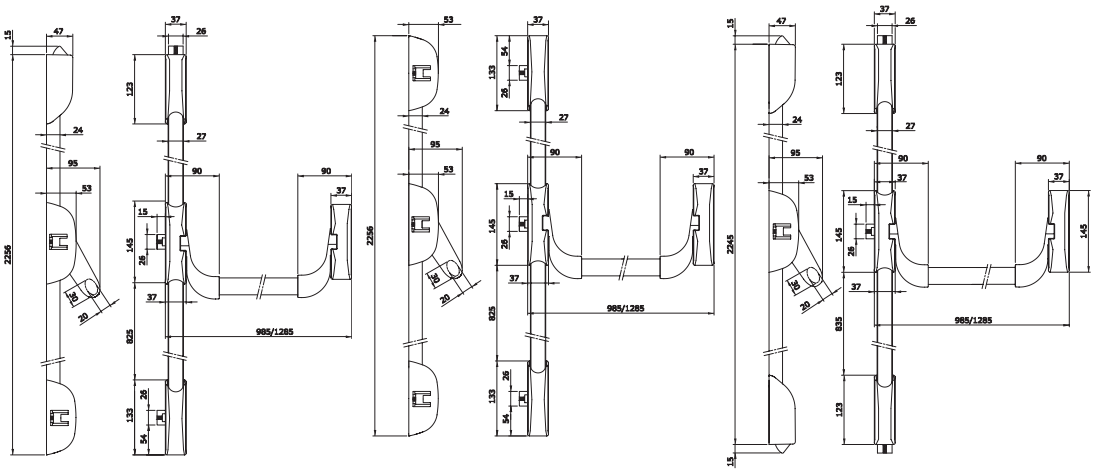

"BASE" panic exit device, **MODULAR**, reversible. Painted black. Pre-set for double and triple lateral locking.
Steel latch with self-locking function. Suitable for **FIRE DOORS**. Keep 94100110.
Pre-set for top/bottom rods. Caps for top/bottom holes. Nylon spacer for external control.
Template. Assembly instructions.

To be ordered separately:

Bar 9459**
Rods and covers 94100205 for doors 2400 mm.
Rods and covers 94100305 for doors 3400 mm.
Pair of steel latches 941020**04
External control 9401* +9402*
External cylinder 859000857
Microswitch 94100060
Hold-open kit 94100070
Electric striker 56800*0
Kit of gaskets for fire doors 94000030
Bar steel fixing plate for fire doors 94100040

Painted grey	**9414000304**
Painted white	**9414000404**
Painted black	**9414000504**

CE 1121 NF EN1125/A1 ICIM

Code

Steel latches

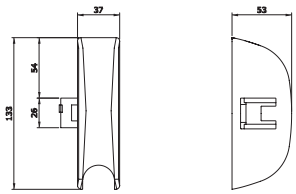

Painted latch for panic exit devices **"BASE"** and **"PUSH"**. Self-locking steel latch suitable for FIRE DOORS. Fixing screws.

Painted grey	**9410003304**
Painted white	**9410003404**
Painted black	**9410003504**

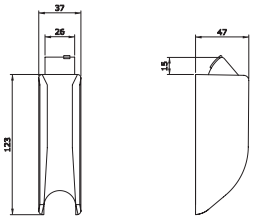

Pair of painted latches for panic exit devices **"BASE"** and **"PUSH"**. Top and bottom vertical locking.
Self-locking steel latch suitable for FIRE DOORS. Keeps 94100110+94100120.
Fixing screws.

Painted grey	**9410201304**
Painted white	**9410201404**
Painted black	**9410201504**

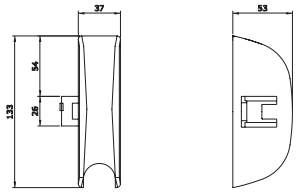

Pair of painted latches for panic exit devices **"BASE"** and **"PUSH"**. Top and bottom lateral locking.
Self-locking steel latch suitable for FIRE DOORS.
Two keeps 94100100. Fixing screws.

Painted grey	**9410203304**
Painted white	**9410203404**
Painted black	**9410203504**

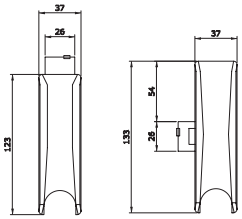

Pair of painted latches for panic exit devices **"BASE"** and **"PUSH"**. Top vertical and bottom lateral locking.
Two keeps 94100110. Fixing screws.

Painted grey	**9410204304**
Painted white	**9410204404**
Painted black	**9410204504**

1121
NF EN1125/A1

Code

Accessories

Painted rods and covers for **"BASE"** and **"PUSH"**. For doors with a max.
heigth of mm. 2400. One keep for two wings, without spacers. Cap for bar lateral latch.

Painted grey	**94100203**
Painted white	**94100204**
Painted black	**94100205**

Painted rods and covers for **"BASE"** and **"PUSH"**. For doors with a max. heigth of mm. 3400.
One keep for two wings, without spacers. Cap for bar lateral latch.

Painted grey	**94100303**
Painted white	**94100304**
Painted black	**94100305**

Horizontal oval bar for panic exit devices **"BASE"**. Length mm. **1130**

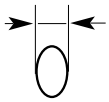

Stainless steel	**945922**
Painted grey	**945923**
Painted white	**945924**
Painted black	**945925**
Painted red	**945928**
Painted green	**945929**

Horizontal oval bar for panic exit devices **"BASE"**. Length mm. **1330**

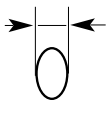

Stainless steel	**945932**
Painted red	**945938**

Base steel latches: application scheme for single leaf doors

9412000505		(A) ●	(B)	(A) ●	(B)	(A) ●	(B)
9414000504	●		●		●		●
9410201504		●				●		
9410204504					●			●
9410203504				●			●	
94591* L = 830 94592* L = 1130 94593* L = 1330	* ●	* ●	* ●	* ●	* ●	* ●	* ●
94100205 94100305		* ●	* ●	* ●	* ●	* ●	* ●
56800***	○		○ ○	○ ○		○ ○ ○	○ ○ ○
94011005T 94011015T 94012005T 94013005T 94014005T 94015005T 94011015T 94021005T 94011015T 94021025	* ○	* ○	* ○	* ○	* ○	* ○	* ○
94091005E							
94100060	○	○	○	○	○	○	○
94100040	○ ○	○ ○	○ ○	○ ○	○ ○	○ ○	○ ○
94100050		○ ○	○ ○	○ ○	○ ○	○ ○	○ ○
94100070	○	○	○	○	○	○	○

(A) (B) = Choice among proposed options as shown above

● = Necessary items (● ● = 2 pcs, ● ● ● = 3 pcs)

* = Choose one item only

○ = Optional items (○ ○ = 2 pcs, ○ ○ ○ = 3 pcs)

Base steel latches: application scheme for double doors

				unrebated / unrebated
9414000504	(A) ● / (B) ● ●	(A) / (B) ● ●	(A) ● / (B)	(A) / (B) ● ●
9412000504	(A) ●	(A) ● ●	(A) ● / (B) ● ●	(A) ● ● / (B) ● ●
9410201504	●	●	●	● ●
9410204504				
9410203504		●	●	
94591* L = 830 94592* L = 1130 94593* L = 1330	* ● ●	* ● ●	* ● ●	* ● ●
94100205 94100305	* ●	* ● ●	* ● ●	* ● ●
56800***	○	○ ○	○ ○ ○	
94011005T 94011015T 94012005T 94013005T 94014005T 94015005T 94011015T 94021005T 94011015T 94021025	* ○	* ○	* ○	* ○
94091005E				
94100060	○ ○	○ ○	○ ○	○ ○
94100040	○ ○ ○ ○	○ ○ ○ ○	○ ○ ○ ○	○ ○ ○ ○
94100050	○ ○	○ ○ ○ ○	○ ○ ○ ○	○ ○
94100070	○ ○	○ ○	○ ○	○ ○

(A) (B) = Choice among proposed options as shown above

● = Necessary items (● ● = 2 pcs, ● ● ● = 3 pcs)

* = Choose one item only

○ = Optional items (○ ○ = 2 pcs, ○ ○ ○ = 3 pcs)

1121
NF EN1125/A1

Code

Bolt

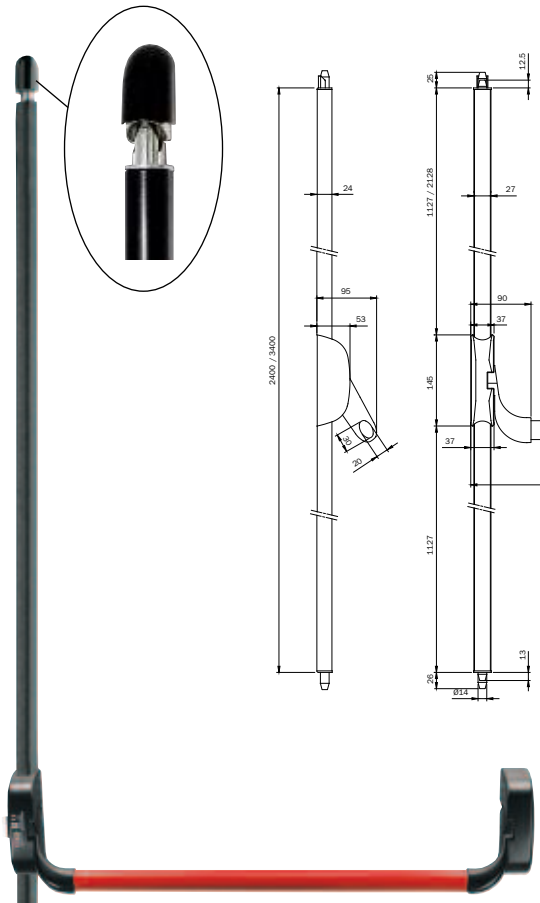



"BOLT" panic exit device, **DOUBLE VERTICAL LOCKING**, reversible.
Bolt keep. Self-locking top/bottom rods. Nylon spacer. Template. Assembly instructions.

To be ordered separately:

Bar 9459**
Rods and covers 9430020* for doors 2400 mm.
Rods and covers 9430030* for doors 3400 mm.
External control 9401*
External cylinder 859000857
Microswitch 94100060
Hold-open kit 94100070
Kit of gaskets for FIRE DOORS 94000030

Painted GREY	**9432000304**
Painted WHITE	**9432000404**
Painted BLACK	**9432000504**

Bolt: application scheme for single leaf doors

	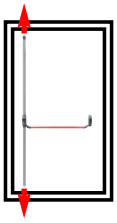	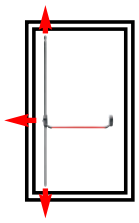
9432000504	* ●	
9433000504	* ●	●
94591* L = 830 94592* L = 1130 94593* L = 1330	* ●	* ●
94300205 BOLT 94300305 BOLT	* ●	* ●
94011005T 94011015T 94011015T 94021025 94012005T 94013005T 94014005T 94015005T 94011015T 94021005T 94091005E 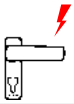	* ○	* ○
94100060	○	○
94100070	○	○

● = Necessary items (● ● = 2 pcs, ● ● ● = 3 pcs)
* = Choose one item only
○ = Optional items (○ ○ = 2 pcs, ○ ○ ○ = 3 pcs)

Bolt: application scheme for double doors

				unrebated / unrebated
9432000504	●		●	● ●
9414000504		●		●
9410203504		●	●	
94591* L = 830 94592* L = 1130 94593* L = 1330	* ● ●	* ● ●	* ● ●	* ● ●
94300205 BOLT 94300305 BOLT	* ●	* ●	* ●	* ● ●
94100205 94100305		* ●	* ●	
56800***	○	○ ○	○ ○ ○	
94011005T 94011015T 94012005T 94013005T 94014005T 94015005T 94011015T 94021005T 94091005E	94011015T 94021025 * ○	* ○	* ○	* ○
94100060	○ ○	○ ○	○ ○	○ ○
94100070	○ ○	○ ○	○ ○	○ ○

● = Necessary items (● ● = 2 pcs, ● ● ● = 3 pcs)
* = Choose one item only
○ = Optional items (○ ○ = 2 pcs, ○ ○ ○ = 3 pcs)

1121
NF EN1125/A1

Code

Push-Bolt

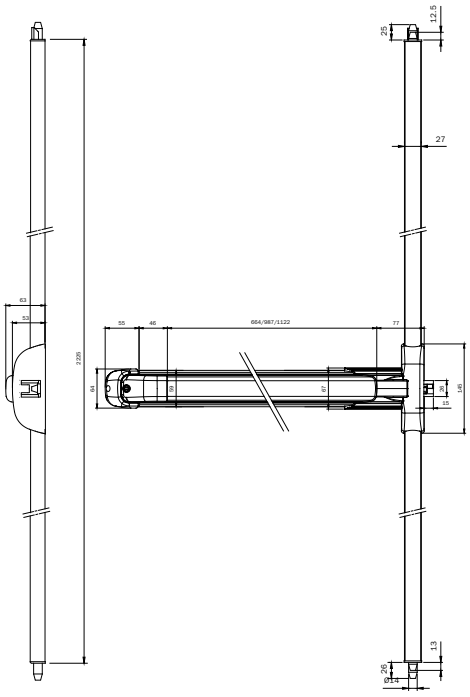

"PUSH BOLT" panic exit device, **DOUBLE VERTICAL LOCKING**, reversible, shortenable to mm. 330.
Keeps for rods.Bolt keep. Self-locking top/bottom rods. Nylon spacer. Template.
Assembly instructions.

To be ordered separately:

Rods and covers 9430020* for doors 2400 mm.
Rods and covers 9430030* for doors 3400 mm.
External control 9401*
External cylinder 859000857
Microswitch 94100060
Hold-open kit 94100070
Kit of gaskets for FIRE DOORS 94000030

Length mm. **840** chassis and bar painted GREY	**9452084334**
Length mm. **840** chassis and bar painted WHITE	**9452084444**
Length mm. **840** chassis painted BLACK and bar painted RED	**9452084584**
Length mm. **840** chassis painted BLACK and bar painted GREEN	**9452084594**
Length mm. **1170** chassis and bar painted GREY	**9452117334**
Length mm. **1170** chassis and bar painted WHITE	**9452117444**
Length mm. **1170** chassis painted BLACK and bar painted RED	**9452117584**
Length mm. **1170** chassis painted BLACK and bar painted GREEN	**9452117594**
Length mm. **1300** chassis painted BLACK and bar painted RED	**9452130584**

Push-Bolt: application scheme for single leaf doors

9452*	* ●	
9453*	* ●	●
94300205 BOLT 94300305 BOLT	* ●	* ●
94011005T 94011015T 94011015T 94021025 94012005T 94013005T 94014005T 94015005T 94011015T 94021005T 94091005E	* ○	* ○
94100060	○	○

(A) (B) = Choice among proposed options as shown above

● = Necessary items (● ● = 2 pcs, ● ● ● = 3 pcs)

* = Choose one item only

○ = Optional items (○ ○ = 2 pcs, ○ ○ ○ = 3 pcs)

Push-Bolt: application scheme for double doors

				unrebated / unrebated
9452*	●	●	●	● ●
94241*	●	●	●	
9410203504		●	●	
94300205 BOLT 94300305 BOLT	* ●	* ●	* ●	* ● ●
94100205 94100305		* ●	* ●	
56800**	○	○ ○	○ ○ ○	
94011005T 94011015T 94012005T 94013005T 94014005T 94015005T 94011015T 94021005T 94011015T 94021025	* ○	* ○	* ○	* ○
94091005E				
94100060	○ ○	○ ○	○ ○	○ ○

● = Necessary items (● ● = 2 pcs, ● ● ● = 3 pcs)
* = Choose one item only
○ = Optional items (○ ○ = 2 pcs, ○ ○ ○ = 3 pcs)

1121
NF EN1125/A1

Code

Push-Bar

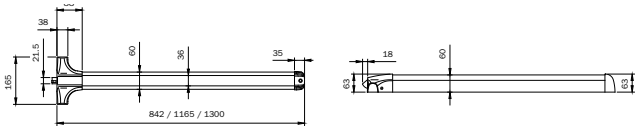

"Panic exit device **"PUSH BAR"**, **REVERSIBLE**, self-locking zamak latchbolt."
Lateral-locking device. Shorttenable to mm. 330. Hold-open device, operating key included.
Lateral keep with spacers mm. 1-2-3. Template. Assembly istructions.
Can be fitted with external access device and microswith.

Length mm. **840** chassis painted BLACK and bar painted RED	**944108458**
Length mm. **1170** chassis painted BLACK and bar painted RED	**944111758**
Length mm. **840** chassis painted GREY and bar painted GREY	**944108433**
Length mm. **1170** chassis painted GREY and bar painted GREY	**944111733**
Length mm. **840** chassis painted WHITE and bar painted WHITE	**944108444**
Length mm. **1170** chassis painted WHITE and bar painted WHITE	**944111744**
Length mm. **840** chassis painted BLACK and bar painted GREEN	**944108459**
Length mm. **1170** chassis painted BLACK and bar painted GREEN	**944111759**

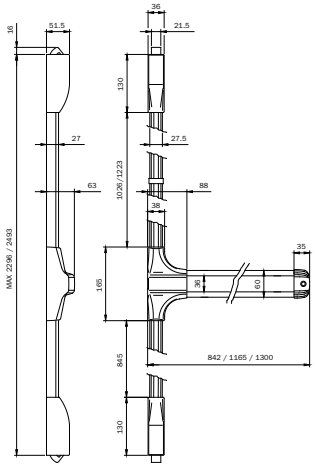

"Panic exit device **"PUSH BAR"**, **REVERSIBLE**, self-locking zamak latchbolt for doors with mm. 2500 height."
2-points vertical locking. Shorttenable to mm. 330. Hold-open device, operating key included.
Rods with top/botton covers. Top/botton with spacers mm. 1-2-3. Template. Assembly istructions.
Can be fitted with external access device and microswith.

Length mm. **840** chassis painted BLACK and bar painted RED	**944208458**
Length mm. **1170** chassis painted BLACK and bar painted RED	**944211758**
Length mm. **840** chassis painted GREY and bar painted GREY	**944208433**
Length mm. **1170** chassis painted GREY and bar painted GREY	**944211733**
Length mm. **840** chassis painted WHITE and bar painted WHITE	**944208444**
Length mm. **1170** chassis painted WHITE and bar painted WHITE	**944211744**
Length mm. **840** chassis painted BLACK and bar painted GREEN	**944208459**
Length mm. **1170** chassis painted BLACK and bar painted GREEN	**944211759**

1121
NF EN1125/A1

Code

Push-Bar

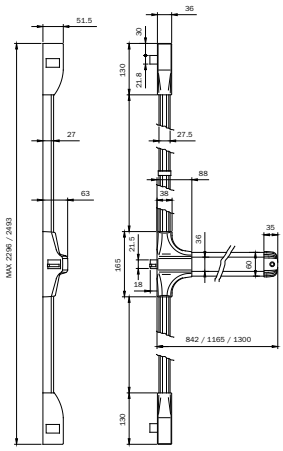

"Panic exit device **"PUSH BAR"**, **REVERSIBLE**, self-locking zamak latchbolt for doors with mm. 2500 height."
3-points vertical locking. Shorttenable to mm. 330. Hold-open device, operating key included. Rods with top/botton covers.
Top/botton with spacers mm. 1-2-3. Template. Assembly istructions.
Can be fitted with external access device and microswith.

Length mm. **840** chassis painted BLACK and bar painted RED	**944308458**
Length mm. **1170** chassis painted BLACK and bar painted RED	**944311758**
Length mm. **840** chassis painted GREY and bar painted GREY	**944308433**
Length mm. **1170** chassis painted GREY and bar painted GREY	**944311733**
Length mm. **840** chassis painted WHITE and bar painted WHITE	**944308444**
Length mm. **1170** chassis painted WHITE and bar painted WHITE	**944311744**
Length mm. **840** chassis painted BLACK and bar painted GREEN	**944308459**
Length mm. **1170** chassis painted BLACK and bar painted GREEN	**944311759**

1121
NF EN1125/A1

Code

Push-Bar

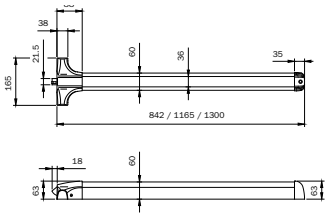

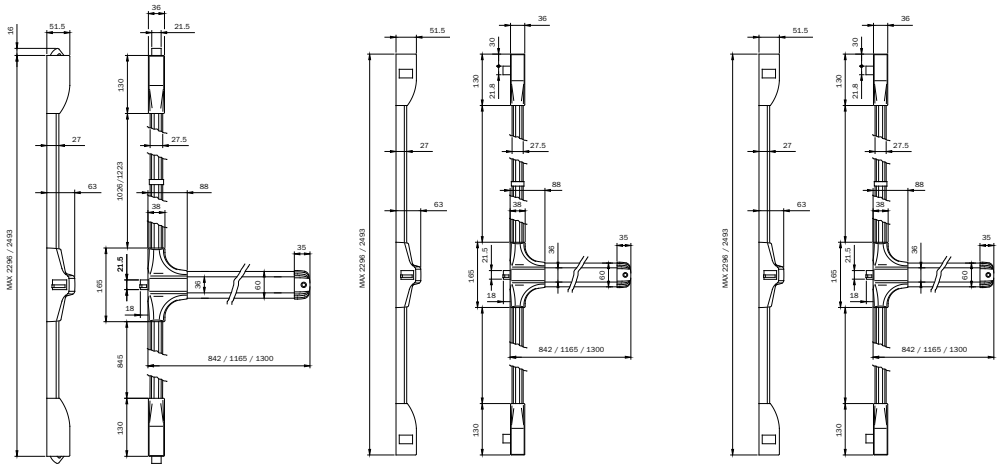

"Panic exit device **"PUSH BAR"** **MODULAR**, **REVERSIBLE**, pre-set for rods. Self-locking steel latch."
Suitable for fire doors. Top/bottom holes caps. Hold-open device. Lateral keep
with spacers mm. 1-2-3. Template. Assembly instructions

To be ordered separately:

External control 9401* +9402*
External cylinder 859000857
Rods and covers 9440200* for doors 2265 mm.
Rods and covers 9440201* for doors 3200 mm.
Pair of steel latches 94402055T
Pair of zamak latches 944020*5
Microswitch 94800030
Electric striker 56800*0
Pair of small adhesive handles 9440007*

Length mm. **840** chassis painted BLACK and bar painted RED	**944408458T**
Length mm. **1170** chassis and bar painted GREY	**944411733T**
Length mm. **1170** chassis and bar painted WHITE	**944411744T**
Length mm. **1170** chassis painted BLACK and bar painted RED	**944411758T**
Length mm. **1170** chassis painted BLACK and bar painted GREEN	**944411759T**
Length mm. **1300** chassis painted BLACK and bar painted RED	**944413058T**

1121
NF EN1125/A1

Code

Accessories

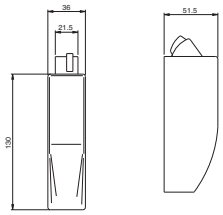

Pair of latches for panic exit device **"PUSH BAR"**, painted black. Top/bottom vertical locking. Self-locking steel latch, suitable for FIRE DOORS. Keeps 94100110+94100120. Fixing screws.

Painted grey	**94402033T**
Painted white	**94402044T**
Painted black	**94402055T**

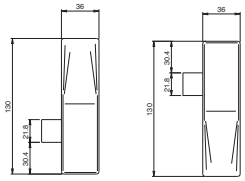

Pair of latches for panic exit device **"PUSH BAR"**, painted black. Top/bottom lateral locking. Zamak latch. Two keeps 94100100. Fixing screws. Use only for triple locking.

Painted grey	**94402063**
Painted white	**94402064**
Painted black	**94402065**

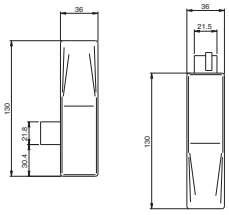

Pair of latches for panic exit device **"PUSH BAR"**, painted black. Top vertical locking. Self-locking zamak latch and **BOTTOM LATERAL LEFT** zamak latch. Two keeps 94100110. Fixing screws.

Use only for triple locking.	**94402095**

Pair of latches for panic exit device **"PUSH BAR"**, painted black. Top vertical locking. Self-locking zamak latch and **TOP LATERAL RIGHT** zamak latch. Two keeps 94100110. Fixing screws.

Use only for triple locking.	**94402105**



Rods and covers for **"PUSH BAR Modular"** For doors H max.2265. Keep for two wings without spacers.
Cap, for **PUSH BAR** latch, for version with two-point vertical locking.

Painted grey	**94402003**
Painted white	**94402004**
Painted black	**94402005**

Rods and covers for **"PUSH BAR Modular"** For doors H max. 3200. Keep for two wings without spacers.
Cap, for **PUSH BAR** latch, for version with two-point vertical locking.

Painted grey	**94402013**
Painted white	**94402014**
Painted black	**94402015**

Push-Bar: application scheme for single leaf doors

			Only for modular series	Only for modular series		Only for modular series	Only for modular series
944****	●	●	●	●	●	●	●
94402055T		●			●		
94402095 SX 94402105 DX				* ●			* ●
94402065			●			●	
94402005 94402015		* ●	* ●	* ●	* ●	* ●	* ●
56800***	○		○ ○	○ ○		○ ○ ○	○ ○ ○
94011005T 94011015T 94011015T 94021025 94012005T 94013005T 94014005T 94015005T 94011015T 94021005T 94091005E	* ○	* ○	* ○	* ○	* ○	* ○	* ○
94800030	○	○	○	○	○	○	○

● = Necessary items (● ● = 2 pcs, ● ● ● = 3 pcs)
* = Choose one item only
○ = Optional items (○ ○ = 2 pcs, ○ ○ ○ = 3 pcs)

Push-Bar: application scheme for double doors

		Only for modular series	Only for modular series	unrebated / unrebated
944****	● ●	● ●	● ●	● ●
94402055T	●	●	●	● ●
94402095 SX 94402105 DX				
94402065		●	●	
94402005 94402015	* ●	* ● ●	* ● ●	* ● ●
56800***	○	○ ○	○ ○ ○	
94011005T 94011015T 94012005T 94013005T 94014005T 94015005T 94011015T 94021005T 94091005E	94011015T 94021025 * * ○ ○	* ○	* ○	* ○
94800030	○	○	○	○

● = Necessary items (● ● = 2 pcs, ● ● ● = 3 pcs)
* = Choose one item only
○ = Optional items (○ ○ = 2 pcs, ○ ○ ○ = 3 pcs)

Pad series: How to read the marking



	Category of use	Durability	Door mass	Fire resistance	Life safety	Corrosion resistance	Security	Projection of bar	Type of bar operation
Not suitable for use on fire/smoke doors	3	7	6	0	1	4	4	2	B
Suitable for use on fire/smoke doors	3	7	6	1	1	4	4	2	B

Field of use. There is only one category comprising a frequent use by the public or by other people lacking attention, i.e. when an accident or improper use are likely to happen.

Service life. There are 2 service life categories:
grade 6: 100,000 operations
grade 7: 200,000 operations

Door weight. There are two weight categories:
grade 5: up to 100 kg
grade 6: up to 200 kg

Fire resistance. There are two fire resistance categories:
grade 0 = not suitable for fire/smoke-resistant doors
grade 1 = suitable for fire/smoke-resistant doors

People's safety. There is only one category representing the max. grade, since panic exit devices must ensure people's safety.

Corrosion resistance. There are two categories as per prEN1670:
grade 3 = high resistance,
grade 4 = very high resistance.

Goods' safety. There are 3 categories:
grade 2 : 1000 N
grade 3 : 2000 N
grade 4 : 3000 N

Bar projection. There are 2 categories:
grade 1 = bar projection up to mm 150 (normal)
grade 2 = bar projection up to mm 100 (reduced)

Bar operation. There are 2 types of operations:
A = emergency device operated through bar and lever;
B = emergency device operated by pushing plate.

For further information please refer to EN179/A1 standard.

1121
NF EN179/A1

Code

Pad-Inox

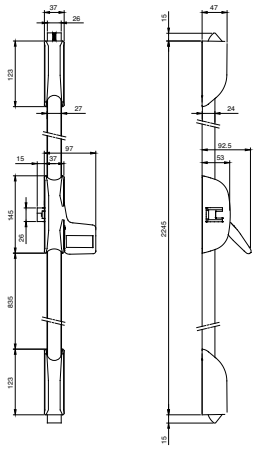

Emergency exit device **"PAD INOX"** operated by means of **PUSHING PLATE**
for **FIRE DOORS WITH TRIPLE VERTICAL LOCKING**, reversible. Rods and covers for a max. heigth of max.2265. Self-locking latchbolts. Nylon fixing spacer. Top and bottom rods with spacers mm. 1-2-3.
Templates. Assembly instructions. Fixing screws.
Can be used in conjuction with:
External control 9401*
External cylinder 859000857
Rods and covers 94100302 for doors 3400 mm.
Keeps 94100*
Kit of thermoexpanding gaskets 94000030
PVD finish **946302020**

Pad

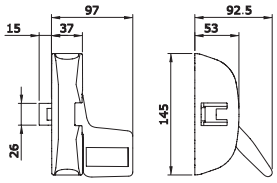

Emergency exit device **"PAD"** operated by means of **PUSHING PLATE**, **LATERAL LOCKING**.
reversible. Keep 94100110. Nylon fixing spacer.
Templates. Assembly instructions. Fixing screws.
Can be used in conjuction with:
External control 9401* - External cylinder 859000857
Electric striker 56800*0 - Keeps 94100*

ZAMAK LATCH WITHOUT SELF-LOCKING FUNCTION. Painted grey **9461000305**

SELF-LOCKING STEEL LATCH. Painted black **FOR FIRE DOORS** **9461000504**

1121
NF EN179/A1

Code

Pad-Bolt

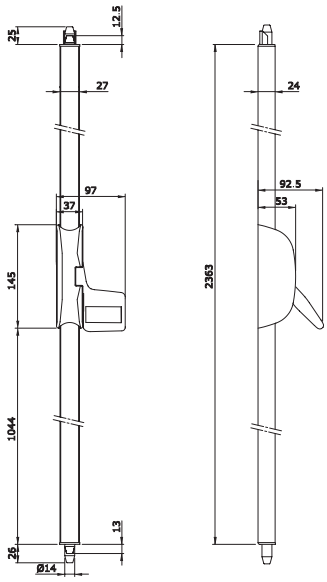

Emergency exit device **"PAD-BOLT"** operated by means of **PUSHING PLATE FOR FIRE DOORS,**
with **DOUBLE VERTICAL LOCKING**, reversible. Rods and covers for a max. heigth of 2400. Keeps for rods.
Bolt keep. Self-locking top and bottom rods. Template. Assembly instructions. Fixing screws.

Can be used in conjuction with:

External control 9401*
External cylinder 859000857
Rods and covers 9430030* for doors 3400 mm.
Kit of thermoexpanding gaskets 94000030

Painted grey	**9472020304**
Painted white	**9472020404**
Painted black	**9472020504**

CE 1121 NF EN1125/A1 ICIM

Code

Trim

Door max. thickness 105 mm

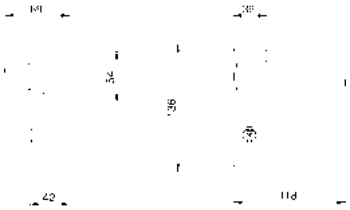

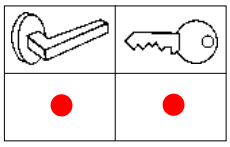

External control for panic exit devices. For fire doors, supplied with **HANDLE** and 5-pin European **CYLINDER** art. 820930109.
Kit of thermoexpanding gaskets. Handle follower. Fixing screws. Instructions.

PVD finish	**94011002T**

Door max. thickness 105 mm

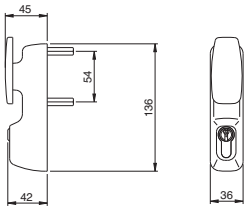

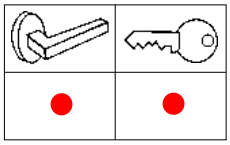

External control for panic exit devices. For fire doors, supplied with **MOBILE KNOB** and 5-pin European cylinder art. 820930109.
Kit of thermoexpanding gaskets. Handle follower. Fixing screws. Instructions.

PVD finish	**94012002T**

Door max. thickness 105 mm

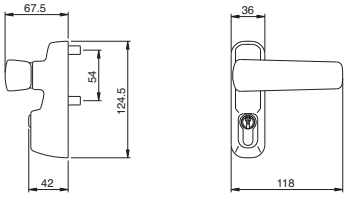

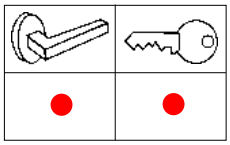

External control for panic exit devices. For fire doors, supplied with **HANDLE** and 5-pin European **CYLINDER** art. 820930109.
Handle follower. Fixing screws. Instructions.

PVD finish	**94021002**

Door max. thickness 105 mm

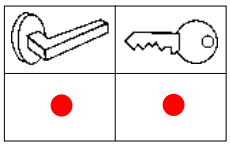

External control with microswitch for panic exit devices. For fire doors, supplied with **HANDLE** and **CYLINDER** art. 820930109.
The **MICROSWITCH** releases the signal of “handle locked” i.e.
“Closed” and “Handle free” i.e.“open”.
Door max. thickness 105 mm

Painted grey	**94011013T**
Painted white	**94011014T**
Painted black	**94011015T**

Code

Trim

Door max. thickness 105 mm

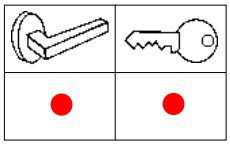

Painted external control for panic exit devices. For fire doors, supplied with **HANDLE** and 5-pin European **CYLINDER** art. 820930109. Handle follower. Fixing screws. Instructions.

Painted grey	**94011003T**
Painted white	**94011004T**
Painted black	**94011005T**

Door max. thickness 105 mm



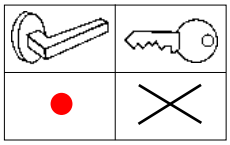

External control for panic exit devices. For fire doors. **HANDLE ONLY**. Handle follower. Fixing screws. Instructions.

Painted grey	**94014003T**
Painted white	**94014004T**
Painted black	**94014005T**

Door max. thickness 105 mm

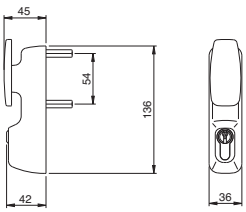

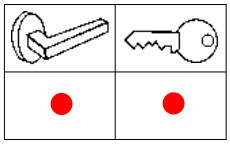

External control for panic exit devices. For fire doors, supplied with **MOBILE KNOB** and 5-pin European **CYLINDER** art. 820930109. Mobile knob follower. Fixing screws. Instructions.

Painted grey	**94012003T**
Painted white	**94012004T**
Painted black	**94012005T**

Door max. thickness 105 mm

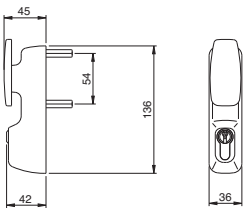

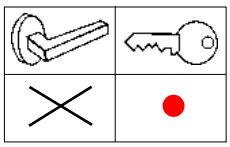

External control for panic exit devices. For fire doors, supplied with **FIX KNOB** and 5-pin European **CYLINDER** art. 820930109. Fix knob follower. Fixing screws. Instructions.

Painted grey	**94013003T**
Painted white	**94013004T**
Painted black	**94013005T**

1121
NF EN1125/A1

Code

Trim

Door max. thickness 105 mm

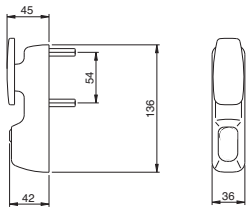

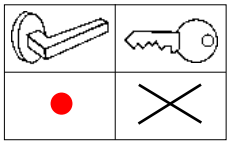

External control for panic exit devices. For fire doors. **MOBILE KNOB ONLY**. Handle follower.
Fixing screws. Instructions.

Painted grey	**94015003T**
Painted white	**94015004T**
Painted black	**94015005T**

Door max. thickness 105 mm

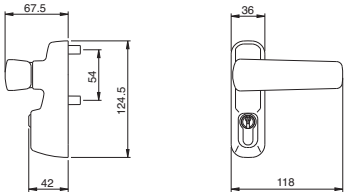

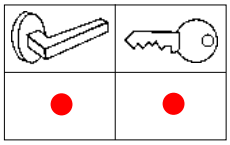

Painted external control for panic exit devices. For fire doors, supplied with **HANDLE** and 5-pin European **CYLINDER**
art. 820930107. Handle follower. Fixing screws. Instructions.

Painted grey	**94021003**
Painted white	**94021004**
Painted black	**94021005**

Door max. thickness 105 mm

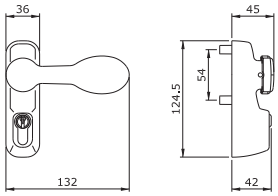

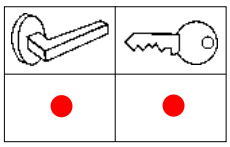

Painted external control for panic exit devices, supplied with lowered **HANDLE** and 5-pin European **CYLINDER**
art. 820930107. Handle follower. Fixing screws. Instructions.

Painted black	**94021025**

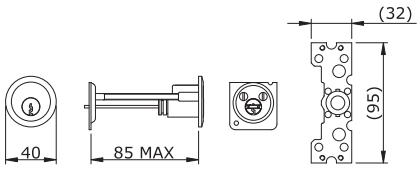

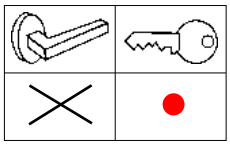

External cylinder for installation on doors with a max. thickness of mm. 85.
Big 5-pin key. Plate and screws for inside fixing. Adaptor. Instructions. 3 keys.

Brass	**859000857**
Nickel plated	**859000859**

1121
NF EN1125/A1

Code

Strikers

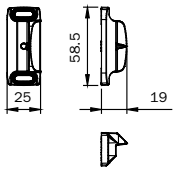

Striker for panic exit devices 941* - 942* with top and lateral locking, painted zamak.
For metal ad wooden frames.

Painted black	**94100090**

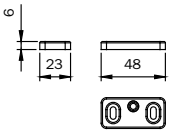

Striker for panic exit devices **BASE** and **PUSH**, lateral locking, in stainless steel with spacers.
Suitable for fire doors. For 2-wing doors. Universal for all profiles.

Stainless steel	**94100102**

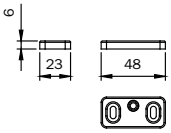

Striker for panic exit devices **BASE** and **PUSH**, lateral locking, in painted steel with spacers.
Suitable for FIRE DOORS. For 2-wing doors. Universal for all profiles.

Painted black	**94100100**
Painted grey	**94100103**
Painted white	**94100104**

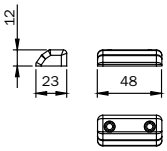

Striker for panic exit devices **BASE** and **PUSH**, top and lateral locking, in stainless steel with spacers.
Suitable for FIRE DOORS. For 2-wing doors. Universal for all profiles.

Stainless steel	**94100112**

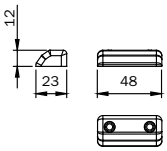

Striker for panic exit devices **BASE** and **PUSH**, top and lateral locking, in painted steel with spacers.
Suitable for FIRE DOORS. For 2-wing doors. Universal for all profiles.

Painted black	**94100110**
Painted grey	**94100113**
Painted white	**94100114**

1121
NF EN1125/A1

Code

Strikers

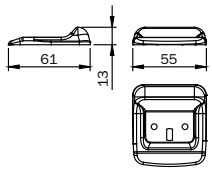

Striker for panic exit devices **BASE** and **PUSH**, floor locking, in painted steel.
Suitable for FIRE DOORS.

Painted black	**94100120**
Painted grey	**94100123**
Painted white	**94100124**

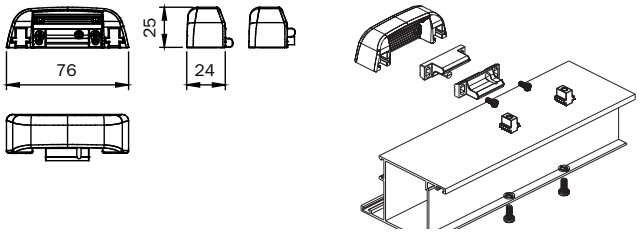

Adjustable PVD striker for panic exit devices 941* - 942* INOX, top or lateral for 1-wing or 2 wing doors.
Suitable for coplanar frames and frames with a rebate up to 11mm.

PVD finish	**94100132**

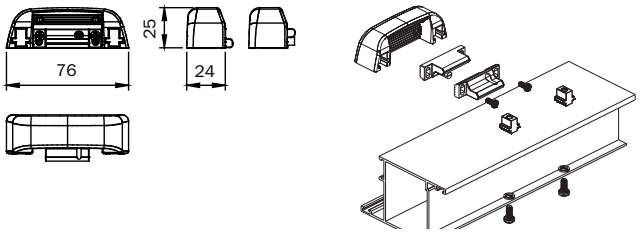

Adjustable PVD striker for panic exit devices 941* - 942*, top or lateral painted with zamak slide.
For 2-wing doors. Suitable for coplanar frames and frames with a rebate up to mm. 11.
Fixing screws. Instructions.

Painted black	**94100130**
Painted grey	**94100133**
Painted white	**94100134**

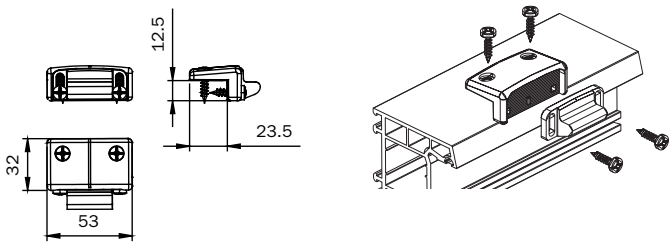

Adjustable PVD striker for panic exit devices 941* - 942* INOX , top or lateral for 1-wing or 2-wing doors.
Suitable for PVC frames with a rebate from 14 to 24 mm.

PVD finish	**94100152**

SWISSDOOR
DØRTEKNIK FOR PROFESSIONELLE

Security locks

ISEO

SWiSSDOOR
DØRTEKNIK FOR PROFESSIONELLE

Security locks

Code

Perfecta



PERFECTA security rim lock. BRONZE painted. **LATERAL LOCKING** with 5 loading springs D mm. 18. Four mm. 10 throws. **INTERNAL KEY-GUIDE**. **3 PUMP KEYS**. One ABS keyhead. Tear-resistant tube for cylinder D mm. 32. Brass painted escutcheon D mm. 32. Striker with blade. Fixing screws.

RIGHT-HAND. External pump cylinder mm. 50	**911005/D**
RIGHT-HAND. External pump cylinder mm. 60	**911005/D.60**
LEFT-HAND. External pump cylinder mm. 50	**911005/S**
LEFT-HAND. External pump cylinder mm. 60	**911005/S.60**



PERFECTA security rim lock. BRONZE painted. **LATERAL LOCKING** with 5 loading springs D mm. 18. Four mm. 10 throws. **INTERNAL KNOB**. **3 PUMP KEYS**. One ABS keyhead. Tear-resistant tube for cylinder D mm. 32. Brass painted escutcheon D mm. 32. Striker with blade. Fixing screws.

RIGHT-HAND. External pump cylinder mm. 50	**911015/D**
RIGHT-HAND. External pump cylinder mm. 60	**911015/D.60**
LEFT-HAND. External pump cylinder mm. 50	**911015/S**
LEFT-HAND. External pump cylinder mm. 60	**911015/S.60**

PERFECTA security rim lock. BRONZE painted. **LATERAL LOCKING** with 5 loading springs D mm. 18 and deadbolt. Four mm. 10 throws .
INTERNAL KEY-GUIDE.
DEADLOCKING BY KNOB INSIDE AND BY KEY OUTSIDE.
3 PUMP KEYS. One ABS keyhead. Tear-resistant tube for cylinder D mm. 32. Brass painted escutcheon D mm. 32. Striker with blade. Fixing screws.

RIGHT-HAND. External pump cylinder mm. 50	**911105/D**
RIGHT-HAND. External pump cylinder mm. 60	**911105/D.60**
LEFT-HAND. External pump cylinder mm. 50	**911105/S**
LEFT-HAND. External pump cylinder mm. 60	**911105/S.60**

Code

Perfecta



PERFECTA security rim lock. BRONZE painted. **3-POINT LOCKING**.
Lateral locking with 5 loading springs D mm. 18. Four mm. 10 throws .
Vertical locking A148with top/bottom with hole for rods connection, travel range mm. 21. Internal key-guide. **INTERNAL KNOB**. Two rod guides.
Projecting part mm. 35 for rods. Upper striker. Floor socket. **3 PUMP KEYS.**
One ABS keyhead. Tear-resistant tube for cylinder D mm. 32.
Brass painted escutcheon D mm. 32. Striker with blade. Fixing screws

RIGHT-HAND. External pump cylinder mm. 50	**913015/D**
RIGHT-HAND. External pump cylinder mm. 60	**913015/D.60**
LEFT-HAND. External pump cylinder mm. 50	**913015/S**
LEFT-HAND. External pump cylinder mm. 60	**913015/S.60**



PERFECTA security rim lock. BRONZE painted. **3-POINT LOCKING**.
Lateral locking with 5 loading springs D mm. 18. Four mm. 10 throws.
Vertical locking with top/bottom with hole for rods connection, travel range mm. 21.
INTERNAL KEY-GUIDE. DEADLOCKING BY KNOB INSIDE AND BY KEY OUTSIDE.
Two key-guides. Projecting part mm. 35 for rods. Upper striker.
Floor socket. **3 PUMP KEYS**. One ABS keyhead. Tear-resistant tube for cylinder D mm. 32. Brass painted escutcheon D mm. 32. Striker with blade. Fixing screws.

RIGHT-HAND. External pump cylinder mm. 50	**913105/D**
RIGHT-HAND. External pump cylinder mm. 60	**913105/D.60**
LEFT-HAND. External pump cylinder mm. 50	**913105/S**
LEFT-HAND. External pump cylinder mm. 60	**913105/S.60**



PERFECTA security rim lock. BRONZE painted. **3-POINT LOCKING**.
Lateral locking with 4 loading springs D mm. 18 and deadbolt. Four mm. 10 throws.
Vertical locking with top/bottom with hole for rods connection, travel range mm. 21.
INTERNAL KNOB. DEADLOCKING BY KNOB FROM INSIDE AND BY KEY FROM OUTSIDE. Two key-guides. Projecting part mm. 35 for rods. Upper striker. Floor socket.
3 PUMP KEYS. One ABS keyhead. Tear-resistant tube for cylinder D mm. 32.
Brass painted escutcheon D mm. 32. Striker with blade. Fixing screws.

RIGHT-HAND. External pump cylinder mm. 50	**913115/D**
RIGHT-HAND. External pump cylinder mm. 60	**913115/D.60**
LEFT-HAND. External pump cylinder mm. 50	**913115/S**
LEFT-HAND. External pump cylinder mm. 60	**913115/S.60**

Code

Perfecta



PERFECTA security rim lock. BRONZE painted. **5-POINT LOCKING.**
Lateral locking with 5 loading springs D mm. 18. Four mm. 10 throws. Vertical locking with back deviator and top/botttom with hole for rods connection, travel range mm. 21. **INTERNAL KEY-GUIDE**. Four key-guides. Projecting part mm. 35 for rods.
Upper striker. Floor socket. **3 PUMP KEYS**.
One ABS keyhead. Tear-resistant tube for cylinder D mm. 32.
Brass painted escutcheon D mm. 32. Striker with blade. Fixing screws.

RIGHT-HAND. External pump cylinder mm. 50	**915005/D**
RIGHT-HAND. External pump cylinder mm. 60	**915005/D.60**
LEFT-HAND. External pump cylinder mm. 50	**915005/S**
LEFT-HAND. External pump cylinder mm. 60	**915005/S.60**



PERFECTA security rim lock. BRONZE painted. **5-POINT LOCKING**.
Lateral locking with 5 loading springs D mm. 18 and deadbolt. Four mm. 10 throws. Vertical locking with back deviator and top/botttom with hole for rods connection, travel range mm. 21. **INTERNAL KEY-GUIDE. DEADLOCKING BY KNOB FROM INSIDE AND BY KEY FROM OUTSIDE**.
Four key-guides. Projecting part mm. 35 for rods. Two upper strikers.
Two floor sockets. **3 PUMP KEYS**. One ABS keyhead. Tear-resistant tube for cylinder D mm. 32. Brass painted escutcheon D mm. 32. Striker with blade. Fixing screws.

RIGHT-HAND. External pump cylinder mm. 50	**915115/D**
RIGHT-HAND. External pump cylinder mm. 60	**915115/D.60**
LEFT-HAND. External pump cylinder mm. 50	**915115/S**
LEFT-HAND. External pump cylinder mm. 60	**915115/S.60**



PERFECTA security rim lock. BRONZE painted. **3-POINT LOCKING**.
Lateral locking with 4 loading springs D mm. 18 and deadbolt. Four mm. 10 throws. Vertical locking with top/bottom with hole for rods connection, travel range mm. 21. Nickel-plated iInternal pump cylinder.
DEADLOCKING BY KNOB FROM INSIDE AND BY KEY FROM OUTSIDE.
Two key-guides. Projecting part mm. 35 for rods. Upper striker. Floor socket.
3 PUMP KEYS. One ABS keyhead. Tear-resistant tube for cylinder D mm. 32.
Brass painted escutcheon D mm. 32. Striker with blade. Fixing screws.

RIGHT-HAND. External pump cylinder mm. 50	**913125/D**
RIGHT-HAND. External pump cylinder mm. 60	**913125/D.60**
LEFT-HAND. External pump cylinder mm. 50	**913125/S**
LEFT-HAND. External pump cylinder mm. 60	**913125/S.60**

Code

Vis



VIS reversible security rim lock. **LATERAL LOCKING** with 2 loading springs D mm. 16.
One mm. 27 throw. **INTERNAL KEY-GUIDE**. **3 PUMP KEYS.**
One ABS keyhead. Tear-resistant tube for cylinder D mm. 32.
Brass painted escutcheon D mm. 32. Striker without blade. Fixing screws.

BRONZE painted. External pump cylinder mm. 50	**910215**
BRONZE painted. External pump cylinder mm. 60	**910215...60**

VIS reversible security rim lock. **3-POINT LOCKING**.
Lateral locking with 2 loading springs D mm. 16.
One mm. 27 throw. Vertical locking with top/bottom hole for rods connection, travel range mm. 26. **INTERNAL KNOB**. Projecting part mm. 35 for rods.
3 PUMP KEYS. One ABS keyhead. Tear-resistant tube for cylinder D mm. 32.
Brass painted escutcheon D mm. 32. Striker without blade. Fixing screws.

BRONZE painted. External pump cylinder mm. 50	**910335**
BRONZE painted. External pump cylinder mm. 60	**910335...60**
BLACK painted. External pump cylinder mm. 50	**910335..N**
BLACK painted. External pump cylinder mm. 60	**910335..N60**

Security rim lock. **2-POINT VERTICAL LOCKING**. BRONZE painted.
INTERNAL KEY-GUIDE. **WITHOUT EXTERNAL CYLINDER**, **WITHOUT KEYS**.
Top/bottom with hole for rods connection, travel range mm. 26.
Two rod guides. Projecting part mm. 35 for rods. Upper striker.

Floor socket. Fixing screws.	**9102050**

X1R - Electromechanical locks

X1R, available in mortise and rim versions, it's an electronic lock developed specifically for the security and armoured door. It works with an electric motor controlled by a powerful microprocessor, and the bolt action is always guarantee by the traditional key movement even the electric power supply isn't present.
X1R locks series have same sizes of the traditional mechanical locks, needs same accessories, and very easy wire connections makes the installation so simple.
All lock's version are reversible, have different bolt extents and interaxles.
Escutcheons are available in three different finishing.

TECHNICAL CHARACTERISTICS	Easy line
Power supply	9V DC
Power absorbed	0,2 A
Relocking time when door is closed	1,5 sec. standard
Relocking time when door do not opened	15 sec. standard
Working temperature	0°C ÷ +80°C

Code

X1R - Electromechanical locks

X1R Easy line with on board electronic

Eequipped with:

- Lock
- Cylinder mounting support
- Door sensor
- Remote control wire

Bolt number 4 latch projection 3 interaxle 28	**0698.03.28**
Bolt number 4 latch projection 13 interaxle 28	**0698.13.28**
Bolt number 3 latch projection 3 interaxle 37	**0698.03.37**
Bolt number 3 latch projection 13 interaxle 37	**0698.13.37**

Bolt number 4 interaxle 28	**0698.00.28**
Bolt number 3 interaxle 37	**0698.00.37**

TRANSPONDER X.KEY.
Practical and functional transponder system which, on request, can include the key for emergency mechanical opening. In such case, the security cylinder should also be specified in the order (see catalogue for available sizes).

Code

Locks for armoured doors

Gears motion

668GF
Bolt and reversible latch, 30 mm excursion, three locking points, zinc-plated.

Reversible hand, interaxle 28 latch projection 3,5	PCS 5	**668.0328.0GF4**
Reversible hand, interaxle 28 latch projection 13,5	PCS 5	**668.1328.0GF4**
Reversible hand, interaxle 38 latch projection 3,5	PCS 5	**668.0338.0GF4**
Reversible hand, interaxle 38 latch projection 13,5	PCS 5	**668.1338.0GF4**

on request:

J

Reversible hand, interaxle 28 latch projection 3,5	PCS 1	**668.0328.0GF0**
Reversible hand, interaxle 28 latch projection 13,5	PCS 1	**668.1328.0GF0**
Reversible hand, interaxle 38 latch projection 3,5	PCS 1	**668.0338.0GF0**
Reversible hand, interaxle 38 latch projection 13,5	PCS 1	**668.1338.0GF0**

equipped with:

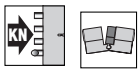

H J

SelfLocking

with bolt blocking device

RIGHT-HAND. Interaxle 28 latch projection 3,5	PCS 5	**668.0328.0GF4A1**
LEFT-HAND. Interaxle 28 latch projection 3,5	PCS 5	**668.0328.0GF4A2**
RIGHT-HAND. Interaxle 38 latch projection 3,5	PCS 5	**668.0338.0GF4A1**
LEFT-HAND. Interaxle 38 latch projection 3,5	PCS 5	**668.0338.0GF4A2**
RIGHT-HAND. Interaxle 28 latch projection 13,5	PCS 5	**668.1328.0GF4A1**
LEFT-HAND. Interaxle 28 latch projection 13,5	PCS 5	**668.1328.0GF4A2**
RIGHT-HAND. Interaxle 38 latch projection 13,5	PCS 5	**668.1338.0GF4A1**
LEFT-HAND. Interaxle 38 latch projection 13,5	PCS 5	**668.1338.0GF4A2**
RIGHT-HAND. Interaxle 28 latch projection 3,5	PCS 1	**668.0328.0GF0A1**
LEFT-HAND. Interaxle 28 latch projection 3,5	PCS 1	**668.0328.0GF0A2**
RIGHT-HAND. Interaxle 38 latch projection 3,5	PCS 1	**668.0338.0GF0A1**
LEFT-HAND. Interaxle 38 latch projection 3,5	PCS 1	**668.0338.0GF0A2**
RIGHT-HAND. Interaxle 28 latch projection 13,5	PCS 1	**668.1328.0GF0A1**
LEFT-HAND. Interaxle 28 latch projection 13,5	PCS 1	**668.1328.0GF0A2**
RIGHT-HAND. Interaxle 38 latch projection 13,5	PCS 1	**668.1338.0GF0A1**
LEFT-HAND. Interaxle 38 latch projection 13,5	PCS 1	**668.1338.0GF0A2**

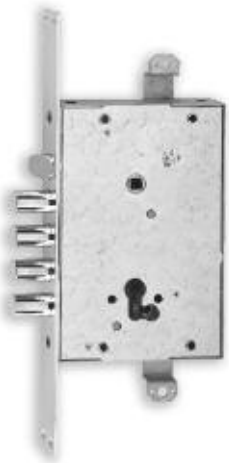

Gears motion

equipped with:

H

on request:

J

678GF
Bolt and reversible latch, 30 mm excursion, three locking points, forend in chrome plated steel, zinc-plated.

Reversible hand, interaxle 28 latch projection 0,5	PCS 1	**678.0028.0GF0**
Reversible hand, interaxle 38 latch projection 0,5	PCS 1	**678.0038.0GF0**

Code

Deviators

Item 122
Double lateral rim deviator, zinc-plated,
self-locked bolt

Reversible hand, latch projection 5	PCS 5	**122.05.00**
Reversible hand, latch projection 40	PCS 5	**122.40.00**
Reversible hand, latch projection 70	PCS 5	**122.70.00**

Item 123
Double lateral mortice deviator,
forend in steel, chrome-plated,
self-locked bolt, zinc-plated

Reversible hand, latch projection 2	PCS 1	**123.00.00**

Code

Deviators

Item 125
Lateral rim deviator, zinc-plated finishing

RIGHT-HAND, latch projection 5	PCS 5	**125.05.01**
LEFT-HAND, latch projection 5	PCS 5	**125.05.02**
RIGHT-HAND, latch projection 40	PCS 5	**125.40.01**
LEFT-HAND, latch projection 40	PCS 5	**125.40.02**
RIGHT-HAND, latch projection 70	PCS 5	**125.70.01**
LEFT-HAND, latch projection 70	PCS 5	**125.70.02**

Item 126
Lateral rim deviator, anti-saw revolving bolt, zinc-plated

RIGHT-HAND, latch projection 5	PCS 5	**126.05.01**
LEFT-HAND, latch projection 5	PCS 5	**126.05.02**
RIGHT-HAND, latch projection 40	PCS 5	**126.40.01**
LEFT-HAND, latch projection 40	PCS 5	**126.40.02**
RIGHT-HAND, latch projection 70	PCS 5	**126.70.01**
LEFT-HAND, latch projection 70	PCS 5	**126.70.02**

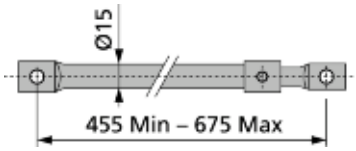

Connecting Rod Adjustable In zinc-plated steel
for item:
122
123
125
126

PCS 20	**9999.00.15**

Use directions.

ISEO®

To lubrificate the cylinder use only teflon Interflon Finlube TF.

When assembling, make sure drillings and filings do not enter the lock.

Do not paint the lock forend plate, since this may cause damages to the bolt and the latch.

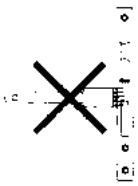

Fixing screws must not cause damage to the product.

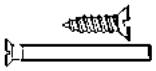

For installation, carefully follow the user's instructions or call skilled staff.

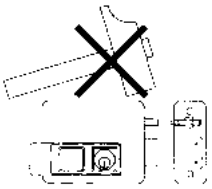

To install the lock exclusively use the transformers recommended in the instructions.

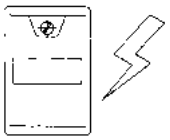

Hands of doors.

Stand in front of the door inside the room.

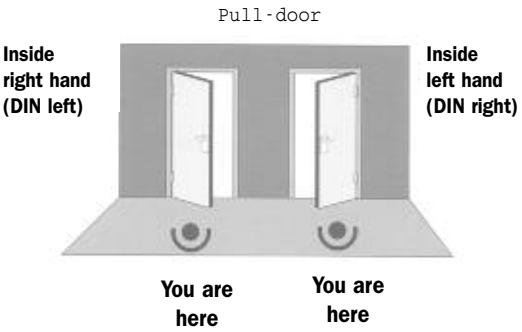

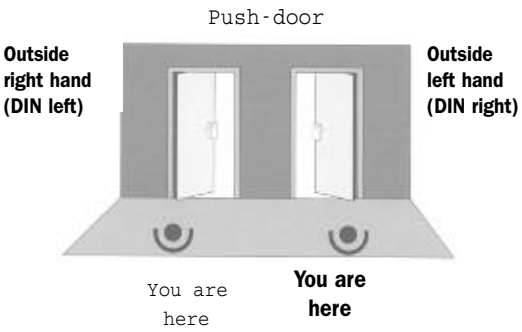

Reversible: usable for right and left hand doors.

SWiSSDOOR
DØRTEKNIK FOR PROFESSIONELLE

ISEO®

www.iseo.eu

Iseo Middle East F.Z.E.
P.O. Box 61390
Jebel Ali, Dubai
United Arab Emirates
☎ +9 714 2957220
Fax +9 714 2957166

Iseo Serrature s.p.a. (1)
Via San Girolamo 13
25055 Pisogne (BS)
Italy
☎ +39 0364 8821
Fax +39 0364 882263

Danish Seller

Swissdoor ApS
Stenhuggervej 2
5471 Soendersoe
Denmark
VAT nr.: 32084222
Tlf. nr.: +45 8628 0000
mail@swissdoor.dk
www.swissdoor.dk

certifications

Distributed by

ISEO is a registered trademark protected by copyright law and international treaties.
Unauthorized manufacture and/or distribuition of ISEO and/or parts of them, may result in severe and criminals penalties and will be prosecuted to the maximum extent possible under law.