

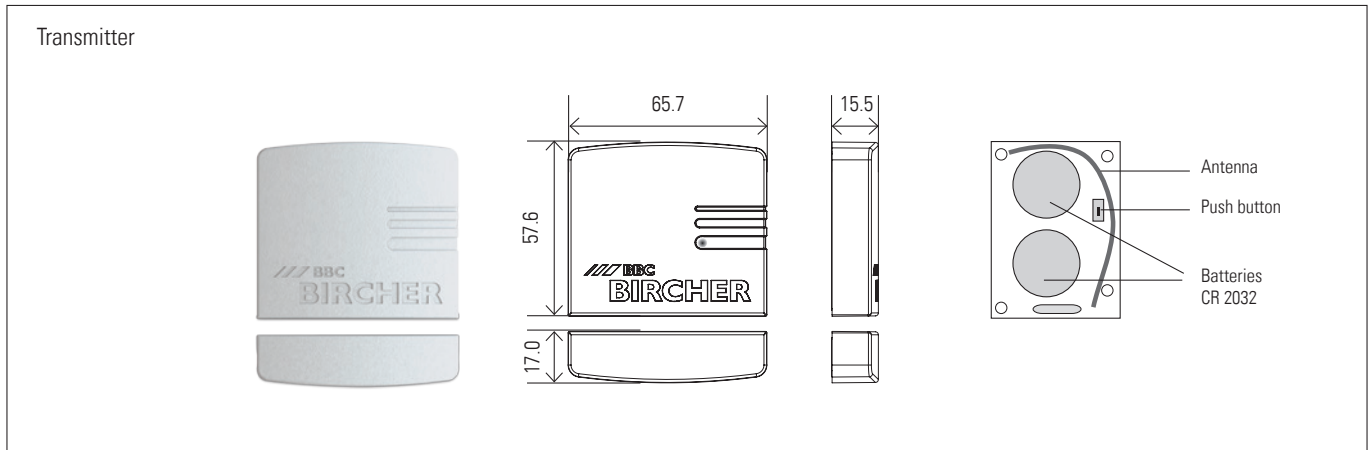
# RFGate 3.W.T

Transmitter for wicket doors to RFGate 3 wireless signal transmission system

## Supplementary sheet to the original instruction manual

### General

Intended use: In combination with a receiver RFGate 3.x.R



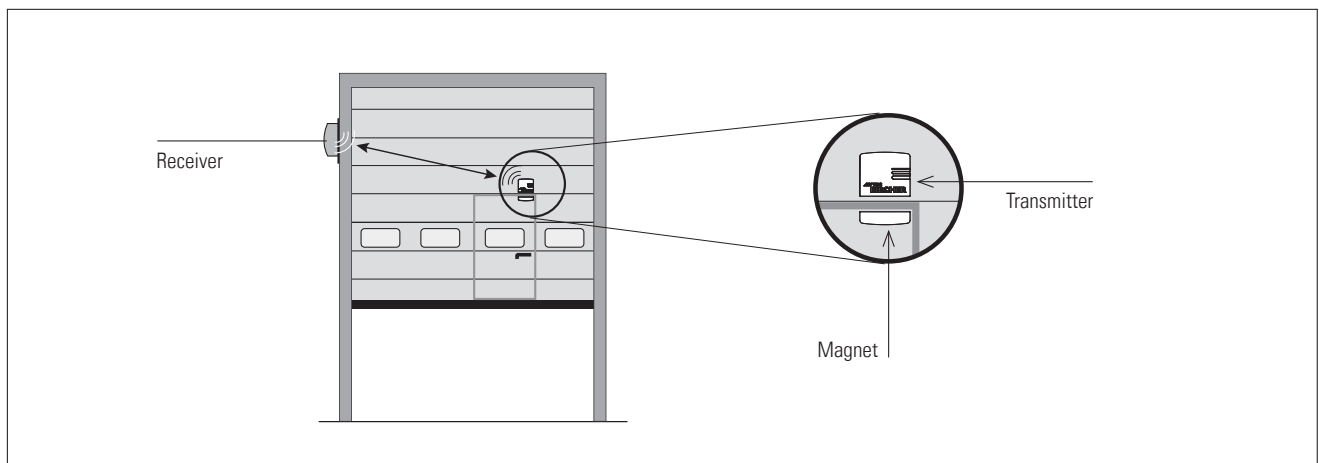
### 1 Safety instructions

- i** Battery life up to 2 years, but it is recommended batteries are changed every 12 months.

### 2 Common application

#### 2.1 Industrial door with wicket door

Transmitter for wicket door monitoring. The STOP function of the control is activated when the door is open.



### 3 Installation sequence set-up

- See instruction manual of receiver.

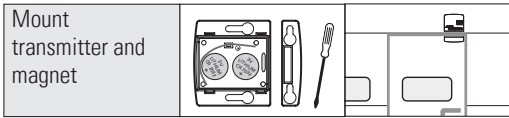
### 4 Pairing transmitter with receiver

- See instruction manual of receiver.

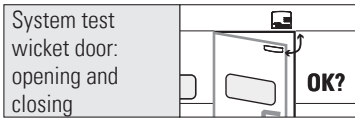


The distance between transmitter and receiver and further transmitters must be at least 0.5 m.

## 5 Mounting and set-up

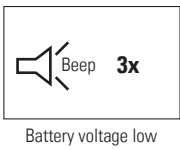


Note: Distance between magnet / transmitter when doors are closed



## 6 Maintenance

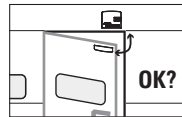
### 6.1 Warning indicator for low battery voltage



Receiver: 3 beeps every minute

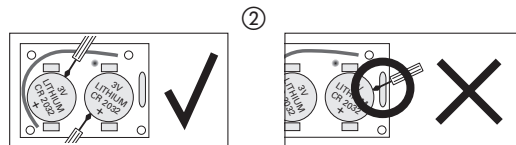


To find out which transmitter has low battery voltage:  
Press each edge and open / close the wicket door.  
A beep indicates the low battery.



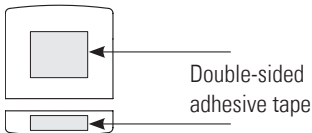
### 6.2 Battery change

- ① Open housing
- ② Remove batteries (don't touch the reed switches)
- ③ Insert new batteries (take polarity into account)
- ④ Put on the cover



## 7 Alternative installation with double sided tape

View of transmitter (bottom)



**Caution!**  
Ensure surfaces are clean, dry and free of dust and grease.

## 8 Technical data

Transmitter	
Battery power	2x Lithium 3 V type CR2032
Power consumption	Transmitting: 17 mA standby: 16 µA
Protection class IEC 60529	IP65

System	
Frequency bands	868.15 MHz & 869.525 MHz
Range	Under optimum conditions up to 100 m
Pollution degree	2
Working temperature	-20 °C to +55 °C

## 9 EU Declaration of Conformity

**CE** See attachment

## 10 WEEE



Devices with this symbol must be treated separately during disposal. This must be done in accordance with the laws of the respective countries for environmentally sound disposal, processing and recycling of electrical and electronic equipment.

## 11 Contact

**Bircher Reglomat AG**, Wiesengasse 20, CH-8222 Beringen, [www.bircher-reglomat.com](http://www.bircher-reglomat.com) | **Swissdoor ApS**, Stenhuggervej 2, 5471 Sønderød, [www.swissdoor.dk](http://www.swissdoor.dk)