

## ArtMotion 2


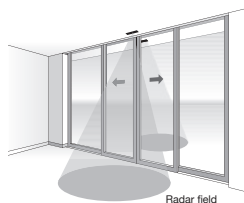
Microwave motion detector for opening automatically controlled doors

### Original instructions

#### General



ArtMotion 2



- ① Hood
- ② Light window detector indication
- ③ Cable bushing
- ④ Mounting
- ⑤ Microwave module
- ⑥ LED microwave: green
- ⑦ Potentiometer

#### 1 Safety instructions

Observe the national and international regulations on door safety.  
Only trained, qualified personnel may mount and start up the detector.

The unit may only be opened and repaired by Bircher Reglomat.


The unit may only be operated from a safety extra-low voltage (SELV) system with safe electrical separation.

Always consider the safety functions of your application as a whole, never just in relation to one individual section of the system.

The installer is responsible for carrying out a risk assessment and installing the detector and the door system correctly.

Avoid touching any electronic components.

The door drive and transom profile must be earthed correctly.



#### Start-up

Recommended start-up sequence: **I. Mounting** **II. Connection**

#### 2 Montage

- I** 1. Remove cover hood      2. Lay and connect cable      3. Mount detector

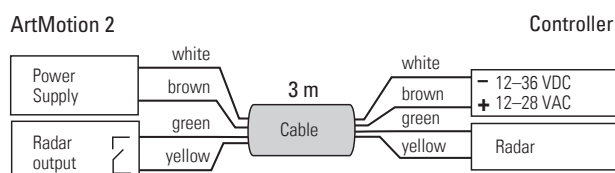
**Mounting of the detector**

1. Position drill template
2. Drill the holes, remove drill template
3. Lay cable and mount detector



#### 3 Electrical connections

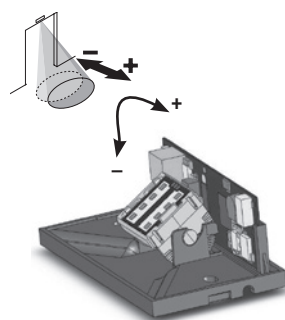
**II**  
**Connecting**



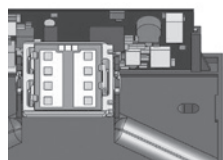
#### 4 Mechanical fine tuning

##### Manual settings of the inclination

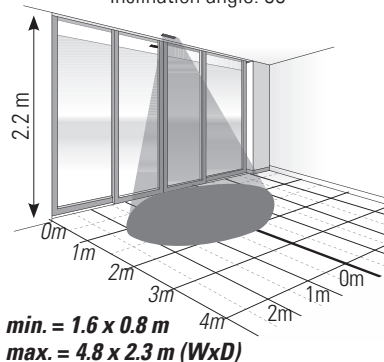
0° ... +45° in 5° steps



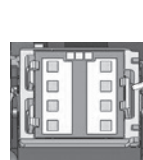
##### Wide radar field



Inclination angle: 35°

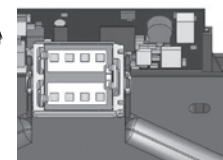


turn 90°

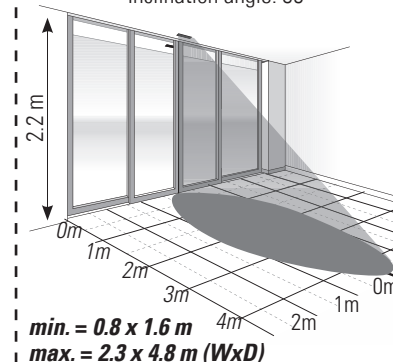


90°

##### Narrow radar field

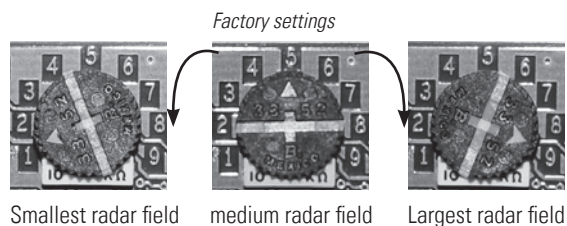


Inclination angle: 35°



## 5 Configuration by hand of radar field with potentiometer

### Potentiometer



| Radar function |  | Description |  |
|----------------|--|-------------|--|
| Field size     |  |             | 1 = Smallest radar field<br>2 ... 8 = Medium radar field<br>9 = Largest radar field size |

## 6 Remediating malfunctions

| green LED        | Fault  | Remedy   |
|------------------|--|--|
|                  |  |  |
| continuously lit | Radar tripping when door is closing                      | 1. Set angle of radar further away from the door.<br>2. Adjust radar field size.   |
|                  | Radar false tripping without apparent external influence | 1. Avoid light sources (e.g. fluorescent tubes) in the immediate vicinity of the detector.<br>2. No moving objects (plants, advertising posters, etc.) in the vicinity of the detector.<br>3. Avoid strong vibration at the radar detector.<br>4. Possible influence from a second radar detector in the vicinity (very unlikely). |

## 7 Technical data

|                              |   |
|------------------------------|---|
| <b>Technology</b>            | Radar 24.125 GHz  |
| <b>Mounting height</b>       | 1.8 – 4 m   |
| <b>Operating voltage</b>     | 12–36 VDC / 12–28 VAC   |
| <b>Operating current</b>     | max. 32 mA at 24 VDC  |
| <b>Power consumption</b>     | max. 1.3 W  |
| <b>Output radar</b>          | max. switching voltage: 48 VAC / VDC<br>max. switching current: 120 mA<br>max. switching capacity: 550 mW |
| <b>Protection type</b>       | Suitable for use acc. to IP54   |
| <b>Operating temperature</b> | –20° to 60° C   |
| <b>Dimensions</b>            | 120 x 64 x 44 mm (L x W x D)  |
| <b>Weight</b>                | 95 g  |
| <b>Cable length</b>          | 3 m   |

## 8 EC-Declaration of conformity

Manufacturer: Bircher Reglomat AG, Wiesengasse 20, CH-8222 Beringen  
 Authorised rep: Bircher Reglomat GmbH, Robert Bosch Strasse 3, D-71088 Holzgerlingen  
 Following directives have been observed: RoHS-Directive 2011/65/EU, R&TTE-Directive 1999/5/EC until 12.06.2016, RED 2014/53/EU starting 13.06.2016  
 Signed: Head of Sales & Marketing Damian Grand / Head of Operations Daniel Nef  
 Product variant: ArtMotion 2

## 9 Manufacture date identification



Year (15) | Week (49)

## 10 Contact

### Manufacturer

**Bircher Reglomat AG**  
 Wiesengasse 20  
 CH-8222 Beringen  
 www.bircher-reglomat.com

### Danish seller

**Swissdoor ApS**  
 Stenhuggervej 2  
 5471 Sønderød  
 Danmark  
 Telefon +45 86 28 00 00  
 mail@swissdoor.dk  
 www.swissdoor.dk